

Section 5A

Exhaust

BT to 1984, XL to 1985

Baffles-Brackets-Clamps	6,14-17
Drag Pipes	7-9
Exhaust Reproductions	2-6, 13
Hardware	14
Mufflers	10-12
Heat Shields	2-6, 13, 18-19

Cycle Shack

FXR	11
Ironhead 1957-85	8

Paughco

Dual & Dresser.....	3-5
Staggard Duals.....	7, 9-10
V-Twin Dresser.....	2-4, 6

Stock 2 Into 1

Note: All systems 4 piece construction except 1965-69 model which is 3 piece incorporating the Y-flat pipe construction.




95831



95800

95801



95839



95806

Early Style Two into One Exhaust 1936-69

Once hard to find two into one exhaust pipe system designed to replace stock style systems. Will fit rigid or swing arm frames. Made from 1-3/4" tubing chrome plated, order clamps separately.

PCP	Years	Finish	Model
95831	1936-47	Chrome	FL-EL
95832	1941-47	Chrome	Knuckle
95833	1941-47	Black	Knuckle
95836*	1948-57	Chrome	Pan
95838	1948-57	Black	Pan
95837*	1958-64	Chrome	Pan
95839	1965 only	Chrome	Pan FL-74 3 pc
95840	1966-69	Chrome	Shovel FL-FLH 3 pc

NOTE* Y-pipe features correct saddle and flat pipe includes riveted bracket. 1 3/4" O.D.

Stock Type 2 into 1 - Chrome Pipes

Single type for 1970-84 FLH type fits Shovelheads when the front pipe is inside front frame tubes.

- 95800 Kick 1970-84 FL-FLH
- 95823 Kick 1970-84 FL-FLH, Paughco
- 95806 K & E 1970-84 FLH with heat shields
- 95801 Electric only, 1970-84 FL-FLH
- 95804 1980-84 FLT



Chrome 3 Piece Heat Shield

For use on 1970-84 2:1 exhaust.

45561



Exhaust Repair Ports

Aluminum castings to be welded on broken or damaged heads. Use PCP# 16506 steel pipe flanges to repair Shovel pipe flanges. Sold in pairs.

PCP	Years	Models
16505	1948-65	Panhead
16509	1966-84	Shovel
16506	1966-83	Shovel



Black 2 into 1 Exhaust Header Set

3" Diameter turn out pipe. For use with forward controls only. Will not fit with footboards or mid controls.

95954 1970-84 FL

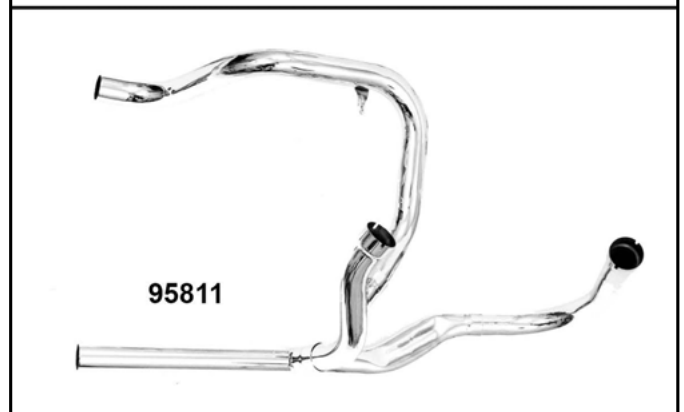
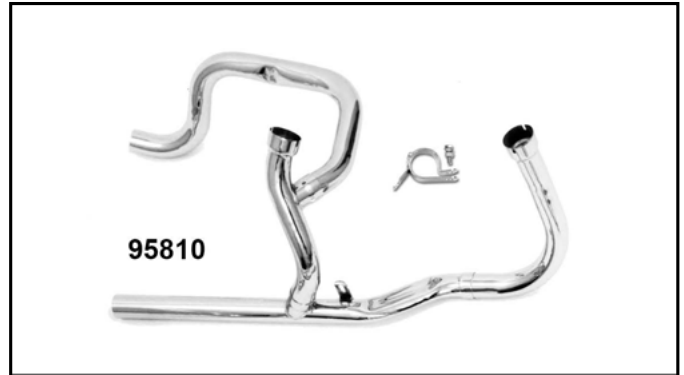
True Dual Exhaust



True Dual Chrome Exhaust Systems

These systems feature a single pipe for each side. Each pipe is independent, rear pipe for the left and front pipe for the right without intersection. Panhead styles fit with or without mouse-trap. 1-3/4" O.D. Order 2 piece heat shield set separately.

PCP	PAUGHCO	Application
95825		1948-64 Panhead
	95826	1965 Panhead
	95828	1970-84 Shovelhead FLH
95827	95918	1970-84 Shovelhead FLH
	95829	1980-84 Shovelhead FLT



Panhead 'S' Pipe Crossover Systems 1948-65

Paughco 1-3/4" single and dual crossovers for rigid and swingarm frame panheads. Four different systems that feature front "squish" pipes. Complete your exhaust system by combining these headpipes with tailpipe extensions or universal mufflers. Heat shields are recommended.

Crossovers for Swingarm Frames Only

Designed for models with electric start.

PCP	Application
95826	3 Piece single crossover with mounting bracket
95811	4 Piece crossover duals that can be used with a kicker

Crossovers for Rigid and Swingarm Frames

These systems are for use on **kickstart models only**, but they will also work with a mousetrap.

95810	4 Piece crossover duals with mounting bracket
95825	2 Piece single crossover with mounting bracket

Heat Shields

PCP	Fitment
94033	Crossover on #95811
94031	Crossover on #95809

Paughco



Shovelhead 'S' Pipe Crossover Systems 1966-69

Paughco 1-3/4" single and dual crossovers for rigid and swingarm frame Shovelheads. Three different systems that feature front "squish" pipes. Complete your exhaust system by combining these headpipes with tailpipe extensions or universal mufflers.

Crossovers for Swingarm Frames Only

Designed for models with kick or electric start.

PCP Application

- 95828** 3 Piece single crossover with mounting bracket
6050 4 Piece crossover duals

Crossovers for Rigid and Swingarm Frames

These systems are for use on **kickstart models only**.

- 95809** 3 Piece single crossover with mounting bracket
75100 Cross over pipe only for #95809

Heat Shields

- 94033** Crossover on #6050
94034 2 Piece exhaust covers for #6050



Black Replica Panhead Exhaust Kit

Pipes have a black painted finish and include flex tube covers, installation hardware and parkerized clamps.

- 95846** FL 48-57



Panhead Exhaust Header Set

Black 4 piece pipe set for FL 58-64.

95847

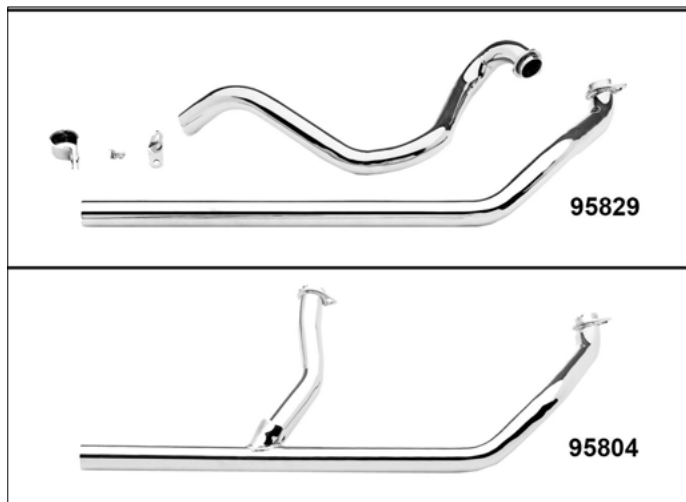
5A-4



T/L Chrome Crossover Pipe Shovelhead

For FL models 1970-84.

- 95774** 65494-70



Paughco Crossover Systems 1980-83 Touring

1-3/4" Single and dual crossover headpipe sets for 1980-83 Shovelhead 5 speed FLT and FLHT models. Complete your exhaust system by combining these headpipes with tailpipe extensions or universal mufflers. Heat shields are recommended.

Single and Dual Crossover Headpipe Set

PCP	Application
95829	2 Piece single crossover with mounting bracket

2-Into-1 Headpipes

95804	Headpipes only
-------	----------------

Heat Shields

PCP	Fitment
94028	Front shield on #95829, #95815 and #95804
94029	Low front shield on #95815 and #95804
94056	Rear pipe on #95829 and crossover on #95815
94058	Rear pipe on #95815
94023	Rear pipe on #95804



Paughco Crossover Systems FL 1970-84

1-3/4" Independent and crossover pipes for 1970-84 Shovelhead FL models with swingarm frames. Two different crossover systems and a set of 2-into-1 head pipes for 1970-84 Shovelhead engines in 4 speed swingarm frames with kick or electric start. Complete your exhaust system by combining these headpipes with tailpipe extensions or universal mufflers. Heat shields are recommended.

Single and Dual Crossover Headpipe Set

PCP	Application
6049	3 Piece crossover duals

2-Into-1 Headpipe Set

Accepts the stock kickarm and clears the floorboards and HD factory highway bars.

95800	Headpipe set only
-------	-------------------

Heat Shields

PCP	Fitment
94017	Front heat shield for #95827, #6049 and #95800
94018	Low front heat shield for #6049 and #95800
94033	Crossover on #6049
94059	Snail heat shield for left side crossover on #6049



Dual Exhaust to 1984



95811



6050

Chrome Dual Pipe Cross Over Systems

Do not include mufflers, clamps or shields.

- 95809** Panhead 1949-57 rigid mechanical w/mousetrap
- 94031** Shield for above
- 95810** Panhead 1958-64 w/mousetrap
- 94032** Shield for above
- 95811** Panhead 1965 only w/mousetrap K&E (4 pc)
- 94033** Shield for above
- 6050** Shovelhead 1966-69, 4 piece K&E
- 6049** Shovelhead 1970-84, 3 pc K&E
- 94036** Shield for above
- 95815** FLT 1980-83 (3 pieces)
- 94038** Shield for above



94033

94031



16331



16332

FLH Dual Exhaust Pipe Clamp Kits

Order pipe support separately for 1958-84.

- | PCP | Application |
|--------------|---------------------------------|
| 16331 | 1958-65 |
| 16332 | 1966-69 |
| 16333 | 1970-84 |
| 3759 | 1958-84 Right side support tube |
| 3762 | 1958-84 Left side support tube |




16333


Rear Cross-over Pipe Clamp

Bolts to rear cylinder base. Each

- | PCP | Application |
|--------------|----------------------------|
| 16237 | 1954-61, cad (65510-54) |
| 16335 | 1962-64, chrome (65510-61) |




Staggered Duals



Paughco 1-3/4" Close Fit Staggered Duals 1966-69

Exhaust systems will fit all 1966-69 kick or electric start Shovelhead engines in swingarm frames. Will not fit rigid frames with mechanical brakes. Can also be used on Panhead bottoms with Shovelhead top ends. Has slider channels to ease installation. Heat shields are recommended.


- 95876** 40" Slash cut drag pipes
- 95891** 38" Tapered muffler pipes
- 95877** 38" Slash cut muffler pipes
- 95878** 38" Super slash cut muffler pipes
- 75016** Hanger bracket
- 75013** Rear heat shield



Paughco 1-3/4" Staggered Duals 1966-69 Shovel

Chrome outside-the-frame front pipe and rear pipe that routed in front of the transmission. Will fit all 66-69 Shovelhead with swingarm frames and rigid frames if the mechanical brake crossover tube is removed. Has slider channel for easy installation. Heat shields are recommended.

- 95874** 40" Slash cut drag pipes
- 95875** 38" Tapered muffler pipes
- 75012** Rear heat shield



Paughco 1-3/4" S-Pipe Staggered Duals 1966-69

Chrome 3-piece exhaust system features an inside-the-frame front squish pipe, an over-the transmission rear pipe for 66-69 generator Shovelhead. Will fit rigid or swingarm frames with kickstart only. Will not work with large FLH battery. Has slider channel for easy installation. Heat shields are recommended.


- 95879** 40" Slash cut drag pipes
- 95886** 38" Tapered muffler pipes
- 75014** S-Pipe hanger clamp
- 75015** Rear heat shield



Fiberglass Exhaust Wrap

PCP	Width	Length	Colour
21060	2"	25'	Light Brown
21061	2"	25'	Copper

Staggard Duals



Paughco 1-3/4" Staggered Dual Exhaust

Complete, 38" long exhaust systems are designed for shovel-head 4 speed FX models with kick or electric start and a swing out kicker arm. Features slider channels and includes a hanger bracket for installation. Heat shields for the front and rear pipes are recommended.

PCP Style

- 95900** Super slash cut
- 95901** Tapered muffler set
- 95902** Megaphone muffler set

Heat Shields

PCP Fitment

- 94017** Front pipe
- 94016** Rear pipe
- 82123** Hanger bracket



Muffler Pipes-Cycle Shack 1957-85

These classic staggered duals feature our exclusive 16 gauge one-piece construction, 1-3/4" O.D. head pipes, 2-1/2" O.D. mufflers, all steel baffles, show-chrome, and the famous Cycle Shack fit for all "Ironhead" Sportsters, 1957-85 (**will not fit 1979 models**). When used on 1980-85 models, use our #2067 brake pedal stop). Mount bracket BK-4 included.

6205 2" Tapered style (PHD-212T)



Cycle Shack Staggered Duals-1979 XL's

A 1-3/4" exhaust system made exclusively for the 1979 Sportster. Includes mounting bracket.

6224 Tapered style (PHD-117T)

Staggered Duals




Paughco 1-3/4" Staggered Duals XL 57-78

38" Long, chrome muffer sets with slider channels.

95881 Tapered

95882 Super slash cut



95887

95888

Paughco 1-3/4" Over the Transmission Exhaust


Chrome 38" muffer pipes have slider channel for easy installation. Rear heat shield is highly recommended. Fits swingarm FX models 71-84. For kickstart only. Will not work with FXE battery.

95887 Tapered mufflers

95888 Super slash cuts

75015 Rear heat shield

94017 Front heat shield



95904

95905

Paughco 1-3/4" Staggered Duals FXR 82-83

Complete exhaust systems for Shovelhead FXR, FXRS rubbermount models. Has slider channels on mufflers to bolt to the stock HD hanger bracket. Heat shields are recommended.

95904 38" Tapered muffler pipes

95905 38" Super slash muffler pipes

94017 Front heat shield

75018 Rear heat shield



95892



95893

Paughco 2-Into-1 Panhead Headpipes

3-Piece sets. 1948-57 models have a mechanical brake S pipe. 1958-65 models with stock frame and kick or electric start use a hydraulic brake S pipe.

95892 Mechanical brake headpipes

95893 Hydraulic brake headpipes

75020 Rear heat shields for #95892 and #95893

Drag Pipes



Chrome Up Sweep Header Sets by Paughco

Pipe and bracket set will accept straight fishtail extensions or mufflers which are sold mounted separately. Three piece systems feature an 'S' type front pipe for better ground clearance. PCP# 95855 and #95986 will not fit with electric start wrap around oil tank. PCP#95854 and #95987 can only be used with FXE type battery box. PCP# 95855 must be used with hydraulic brakes only.

PCP	Application	Type
95835	1948-57 Pan	Rigid (3 pce system)
95853	1958-65 Pan	Swing arm (3 pce system)
95855	1966-69 Early Shovel	Rigid (3 pce system)
95986	1970-84 Late Shovel	Rigid
95987	1970-84 Late Shovel	Swing arm



Bobber Style Mufflers

Replaces the Y pipe on rigid frames. Fits Panhead or Knucklehead.

PCP	Type	Finish
94511	Upsweep	Chrome
94512	Straight	Black



Paughco FX Slash Cut Drag Pipes

40" long drag pipes are designed for shovelhead 4 speed FX models with kick or electric start and a swing out kicker arm. Features slider channels for use with hanger bracket #82123. Heat shields for the front and rear pipes are recommended.

PCP	Style
95903	Slash cut

Heat Shields

PCP	Fitment
94017	Front pipe
94016	Rear pipe
82123	Hanger bracket



Flash Gordon Fishtail Muffler

Chrome 24" baffled fishtail muffler with 2-1/2" diameter to fit 1-3/4" pipes. Sold each.

94774



Chrome Scalloped Fishtail Mufflers

Straight through without baffles. 1-7/8" diameter to fit 1-3/4" pipes. Set of two.

94070

Mufflers



Cycle Shack Mufflers for FXR-FXRS-FXLR

Replacement mufflers for the 1982-86 FXR-FXRS-FXLR models. Choice of classic tapered, bold "SS", or stylish turn-out styles to give your FXR a new look and improved performance with these low restriction show-chrome beauties. Includes hidden channel mounts and T-bolts for mounting to factory support tube. Uses stock clamps. **Sold in pairs.**

3534 Turn-Out mufflers for 1982-86 FXR-FXRS



94700



94701



94701

Chrome Original Style XL and FX Mufflers

OEM seam type replaces 65230-65 for Sportsters and Super-glides. 2-1/2" body O.D.

Sold Each


- 94700** 1958-61 Sportster (65230-58) 17"
- 94701** 1962-64 Sportster (65230-62) 19"
- 94702** 1965-76 Sportster (65230-65A) 19 1/4"
1971-76 FX, FXE



1967-69 Side Draft Muffler - Chrome

Chrome plated replica of OEM 65240-67 on FLH models. For restoration or nostalgic look on later models, 3-1/4" Dia. x 28" long, 1-3/4" inlet. sold each.

95702 Chrome muffler



95701

Turn Out Mufflers for Big Twin 1958-84 4 Speed

By using FLT muffler clamps #16227 these mufflers can be installed on 1980-84 FLT's. Great for single or dual exhaust use on FLH models. 3" diameter. Slots and brackets on rear of muffler. Mount track on back.

95700 30" Long x 3" body O.D. (pair)

95701 36" Long x 3" body O.D. (each)

3078 3" Body clamps (pair)

629 1-7/8" End clamps (pair)



6329



95735



95706



95707



95706 Installed

Cigar-Type Mufflers - Chrome (Each)

Chrome plated, these mufflers are exact replacements for all 1950-66 FL, FLH. 1-3/4" Inlet, 3-1/4" Body Diameter.

PCP	Fits	Length
6329	1950-57	24", (Preston) (65235-50)
95735	1950-57	24" Black (Preston)
95706	1950-57	24" USA made (65235-50)
95707	1958-66	22" USA made (65240-58)
3095	All	Stainless clamp, body (65293-58)
629	All	Inlet clamps (pair)




1970-84 FLH Muffler - Chrome

OEM type construction featuring diagonal cut end with fluted side markings, replaces 65242-70B. 28" Long. 1-3/4" Inlet.

95704 Chrome muffler 3-1/4" body O.D.

3079 3-1/4" Body clamps (pair)

628 1-3/4" End Clamp (each)



Fishtails & Tips



Classic Fishtail Muffler

Show-chrome muffler with an antique style tip. This clean, bracketless muffler allows left or right side mounting and has a 1-3/4" inlet. 31 1/2" long with 2-1/2" body O.D.

6507



6043



FL Style Fishtail Mufflers

Show-chrome replica of the 1958-66 FL muffler. This clean, bracketless muffler allows left or right side mounting and has a 1-3/4" inlet. Available in two lengths. 3-1/4" body O.D.

6042 28" long (65244-62) (each)

6043 33" long (65258-88T) (each)



94000



94001

Unbaffled Fishtail Straight Pipes for 1 3/4"

94000 30" Fishtail straight pipe, 1 7/8 O.D. pre '85 (each)

94001 36" Fishtail straight pipe, 1 7/8 O.D. pre '85 (each)



6351



6352

Fishtail Mufflers - Chrome

2-3/4" diameter with inlet to fit 1-3/4" O.D. pipes. Steel baffle core. Clamps sold separately.

6351 30" long (each)

6352 36" long (each)

3077 Body clamps 2-3/4" (pair)

629 End clamps 1-7/8" (pair)



Fishtail Tips for 1-3/4" Pipes

Chrome exhaust tips slip over the outlet of the muffler or straight pipe. Available in 1-3/4" inlet diameter, these classic fishtail tips measure 7" long and 5-5/8" high. (Sold each).

3774 Fishtail 1-3/4" diameter x 7" length



95750

Chrome FLT-FLHT Muffler Sets 1980-84

Mufflers fit the existing clamps and hangers.

PCP	Type	Length	O.D.
95750	Fishtail	30"	2.5"
629	End clamp		



Knucklehead Stock Replacement Muffler

Replaces OEM 65251-41. Fits all Big Twins 1941-49.

Muffler body O.D. 3 1/4"

93005 Black (1001-41)

93006 Chrome 3-1/4 O.D.

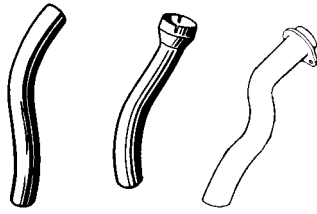


Chrome Three Fin Rocket Mufflers

22" Dual muffler set features OE style duo-glide mufflers with three fin rocket style muffler tips. Fits FL 1958-84.

94779

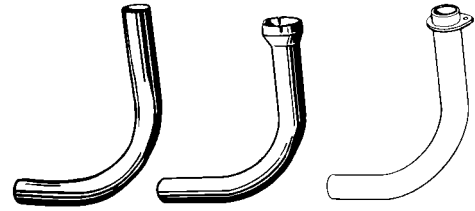
Early Exhaust Pieces



Rear Cylinder Pipe

For use with single exhaust

PCP	Application
94503	Knuckle 1936-47 chrome (65493-36)
94504	Pan 1948-65 chrome (65493-48)
94505	Shovel 1966-69 chrome (65493-66)



Front Cylinder Header Pipe


PCP	Application
94500	Knuckle 1936-47, chrome (65440-36)
94524	As above, black
94501	Pan 1948-65, chrome (65440-48)
94502	Shovel 1966-69 (65443-66)



Rear Cross-over Pipe

Chrome to fit into rear header pipe and cross over to left side

PCP	Years	OEM
94520	1948-64	65494-61
94521	1965-69	65494-65
94522	1970-84	65494-70



Rear Exhaust Pipes

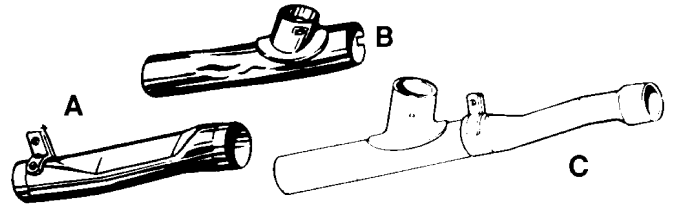

Chrome for Big Twin® with crossovers.

PCP	Application
94506	1958-64 Pan (65496-61)
94508	1966-69 Shovel, for most aftermarket dual exhaust only

Rear Cross-over Pipe Clamp

Bolts to rear cylinder base, sold each

PCP	Application
16237	1954-61, cad (65510-54)
16335	1962-64, chrome (65510-61)



BT Stock Exhaust Connector (Flat) and Y Pipes

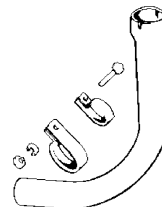
PCP	Application
94510	(A) 9" Flat, chrome 1936-64 (65465-36)
94516	Flat replica with rivets, chrome 1936-64 (65465-36)
94515	(B) Y 16" exact replica, chrome 1958-64 (65505-58)
94518	As above, black 1958-64 (65505-58)
94519	(B) Y 10-1/2", chrome 1941-57 (65505-41)
94514	As above, black 1941-57 (65505-41)
94523	(C) Combo exact replica, chrome 65-69 (65538-65)



Chrome Flex Exhaust Covers (Sold Each)

For all Big Twin® 74 & 80, 1-3/4" and 1-1/2" to fit all 45 models. Slides on. Use on 1948-65 Panhead with 2 piece exhaust system.

	Model	I/D
2419	74 & 80	1-7/8", 10-1/4" to 13-1/2"



Front Pipe to Frame Clamps

For 1936-65. Includes 65512-37A pipe clamp and 65513-58 to frame, black finish, for secure installation.

16235	Set (parkerized)
16236	Frame clamps (each)

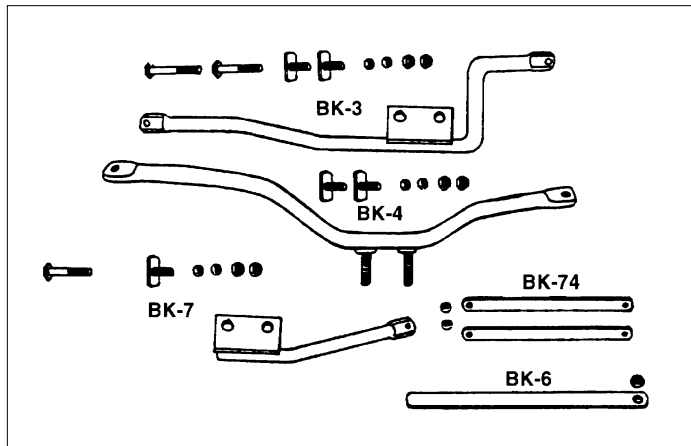


Left Side Cross Over Heat Shields

Fits Paughcho left side pipe 1948-64 and stock 1961-64 cross over.

94009

Mounting Hardware



Cycle Shack Mounting Brackets

Supports are available to fit Cycle Shack's muffler and drag pipes. A universal strap bracket is also available to fit most other pipes. Black finish.

PCP Application

- 6651** FLH electric start only PHD-118 series (BK-3)
6652 XL PHD-112 and PHD-117 series mufflers and PHD-110 and PHD-210 drag pipes (BK-4)
27007 12" Strap bracket for rear pipe on PHD-121 series muffler and PHD-111 and PHD-113 series Shotgun pipes (BK-6)
6654 Early FLH PHD-125 series pipes (BK-7)
732 Pair of 12" long universal strap brackets to fit other pipes for the H-D 74" engine produced with mounting studs. Not for use with adjustable channel mount. (BK-74)



T-Bolt Set

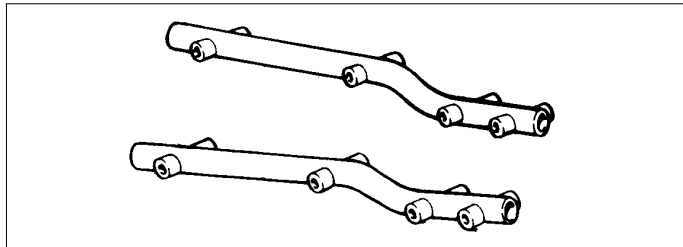
For use with muffler pipes that have channel type mounting. Includes nut.

- 797** 5/16" x 18 bolt set (pair)



1982 FXR Exhaust Pipe Bracket-Zinc

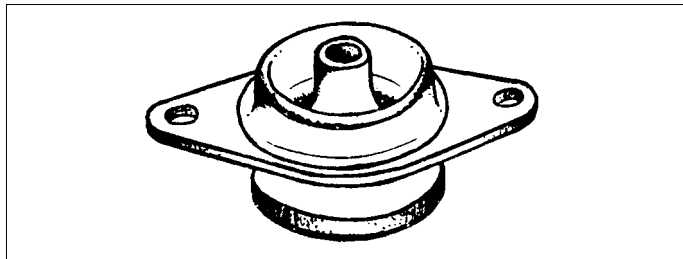
- 27271** Rear (65671-82)



FL Muffler Support Tubes (Black finish)

For use on 1958-84 FL 4 speed.

- 3759** Right (65318-58A)
3762 Left (65318-59B)



FXR Exhaust Bracket Mounting Block

Fits all FXR 1982-86 models. Replaces 65780-82. Each.

Brake Pedal Stop

The 1980-E87 Sportster® have a combination mounting bracket and brake pedal stop welded to the stock pipes. When the pipes are replaced, it is necessary to either cut off and re-use the stock brake pedal stop or to use our #2067 which does not have to be welded to the new pipes.

2067



2066



4700



Floorboard Bracket FLH 1970-84

This bracket must be used to replace the right side factory floorboard mount if you want to retain floorboards on an FLH when using our series muffler pipes and drag pipes.

2066

Right Rear Mount Bracket 1970-84

1970-on foot board mount stud replaces 50655-70, zinc plated.

4700


Exhaust Clamps



Offset Bracket
For exhaust systems.
730



Sportster® Front Pipe Clamp
Replaces OEM 65514-58. Use on all 1958-78 XL's. Also can be used as a universal hanger. Chrome plated. Sold each.
1436



Chrome Universal Flat Straps
Sold Each
580 3"
632 6"
581 8"



16209



16203

Frame Mounting Clamp Sets

1" Frame clamp for mounting exhaust pipes or foot pegs. Sold in pairs.

PCP	Finish
16203	Chrome
16209	Black



Stainless Steel Muffler Body Clamp Set

Sold as a pair for 2-1/2" muffler body. Fits 1952-56 K and 1957-76 XL. Replaces 65279-57.
20112



635

Exhaust Port Clamps

Unique design allows bolt to be nearer the exhaust pipe for positive clamping strength. Also permits easy access with wrenches. Exceptionally strong chromed steel with allen bolts. Sold in pairs.

635	Sportster® XL 1957-85
636	Panhead 1948-65



16227

FLT Muffler Clamps

Choose body or inlet clamps for 1979-84 when installing custom mufflers, sold in pairs.

PCP	OEM	Item	Finish	Year
16227	3" I.D.	Body clamp	Chrome	1980-84



5478

Super Manifold Clamps

These high quality stainless steel aircraft clamps are designed with a heat treated T-bolt and self-locking nut.

5478 All XL's 1957-84 (sold in pairs)

Kreem Blue Shield

Internal exhaust pipe sealant designed to prevent 'pipe blueing' on properly tuned motors. Since blueing is caused by excessive heat, it may still occur if an engine is not in proper tune or if the carburetor is jetted too lean. Slight blueing may occur on pipes with extremely sharp bends coming from heads. Install on new, clean pipes only.


78008 Each



Exhaust Clamps

P Clamps- 1/8" Thick steel by 7/8" wide with an adjustable flat bar measuring approximately 6-1/2" long.

PCP	Size	Finish	UM	Application and Use
787	1-1/2"	Chrome	Each	
788	1-3/4"	Chrome	Each	
778	2"	Chrome	Each	



Center Clamps

PCP	Size	Finish	UM	Application and Use
774	1-1/4"	Chrome		Pipe and muffler
775	1-3/8"	Chrome		Pipe and muffler
627	1-1/2"	Chrome		Pipe and muffler
776	1-5/8"	Chrome		Pipe and muffler
628	1-3/4"	Chrome		Pipe and muffler
629	1-7/8"	Chrome	Pair	Pipe and muffler
3768	2"	Chrome	Each	Pipe and muffler



Aircraft Style Exhaust Clamp- 1/8" Thick rolled steel design to allow the allen bolt to be closer to the pipe.

PCP	Size	Finish	UM	Application and Use
3318		Chrome	Pair	1948-65 Panhead (65274-88T)
3314		Chrome	Pair	1957-85 XL (65273-88T)
16239		Chrome	Pair	1957-85 XL Extra wide



Header Clamp Set

PCP	Size	Finish	UM	Application and Use
16568		Stainless steel	Pair	1948-65 FL 2-1 with hex bolt (65519-48)
16288		Stainless steel	Set	1952-56 K model, 1957-78 XL



Knuckle Clamp Set 1937-40

19002 Parkerized
19211 Chrome



BT Clamp Set

Knuckle 1941-47 & Panhead 1948-57.
19004 Parkerized
19212 Chrome



BT Exhaust Clamp Set

For 2:1 exhaust. Order exhaust and header clamps separately.

Fits 1958-65 Panhead/Shovelhead

PCP Description

19213 2 chrome and 2 SS clamps
19214 2 SS and 2 black clamps

FL, EL Exh/Clamps 1937-69

Clamps front lower exhaust pipe to frame.
Replaces 65512-37.

19219 Chrome



Exhaust Clamps & Baffles



Hanger Clamps with OEM Style Short Strap				
PCP	Size	Finish	UM	Application and Use
2549	2-7/8"	Chrome	Each	Mount muffler body to frame
3079	3-1/4"	Chrome	Pair	Mount muffler body to frame
3095	3-1/4"	Stainless Steel	Each	Mount muffler body to frame
94201	3-1/4"	Chrome	Each	Mount muffler body to frame
Hanger Clamps with Medium Strap- Mounting tabs must be drilled				
PCP	Size	Finish	UM	Application and Use
94202	3"	Chrome	Pair	
94203	3-1/4"	Chrome	Pair	
94204	3-1/2"	Chrome	Pair	
Hanger Clamps with 4-1/2" long strap				
PCP	Size	Finish	UM	Application and Use
3075	1-7/8"	Chrome	Pair	Mount muffler body to frame
3076	2-1/2"	Chrome	Pair	Mount muffler body to frame
3077	2-3/4"	Chrome	Pair	Mount muffler body to frame
3066	2-7/8"	Chrome	Pair	Mount muffler body to frame
3078	3"	Chrome	Pair	Mount muffler body to frame
3080	3-1/2"	Chrome	Pair	Mount muffler body to frame



Pipe Baffles-Sold Each			
PCP	I.D.	Length	Description
3317	1-3/4"	4"	Mini, all steel
831	2"	4"	Mini, all steel
3556	1-3/4"	12"	Extra long, all steel
3557	2"	12"	Extra long, all steel
3315	2-3/8"		SS Silencer baffle for Cycle Shack pipes. Not straight through.

Heat Shields



1970-84 FLH Heat Shield Set

5 Piece set includes 2 for the left and three for the right side to fit dual crossover systems.

59701




Chrome Heat Shields for FLH 1970-84

Stock replacement for models listed. Worm clamps included.

PCP	OEM	App.	Item
3767	65561-70	Front	A
3764	65563-70	Rear	B
95601	65565-70A	Lower "Y"	C
94011*	as above	10"	C
94030	65703-65B	Left top	E
3770	65707-77	Left vertical	F

*Notch for rear pipe fits other 2:1 FL style headers



Heat Shield

Fits the lower part of the front pipe on FL crossover dual or 2-into-1 exhaust systems for Softail® models.

94011 10" Long with notch

1164 7" Long. Fits 1-1/2" to 2" O.D. pipes.



Chrome Universal Straight Heat Shields

Heat shields include mounting clamps and are available for 1 3/4" or 2 1/4" pipes. Sold each.

For 2-1/4" Pipes

45206 4" heat shield

For 1-3/4" Pipes

94012 10" heat shield

94013 12" heat shield

94014 18" heat shield



Universal Heat Shields

Fit 1 3/4"-2" Pipes. Includes clamps for installation. Each.

PCP	Length	Type
3760	9"	Perforated
45153	8"	Flame
45154	11"	Flame

Heat Shields



Chrome XL-XLS Pipe Shield

Replaces 65532-82A on XL-XLS 1983-85 models.
45559

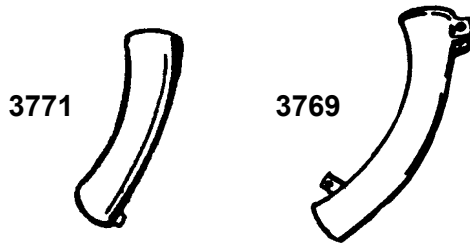


Chrome Heat Shields

Stock replacement shields include worm clamps.

PCP Application

45563 1980-84 FXWG (65556-80)



Sportster Exhaust Pipe Heat Shields

Chrome covers for 1957-on stock or drag pipes.

3769 65728-66 Front 1958-84

3771 65702-68B Rear 1958-84

3766 65698-66 Rear early small type 1957-84



Chrome Hot Spot Cover

These Chromed Hot Spot Covers fit FL's where the front cylinder pipe meets the rear cylinder pipes. Just push to snap on.

464 Fits FL's 1970-84

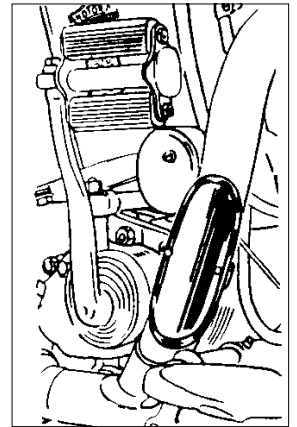


Early Heat Shield - Chrome

Chrome, replica "Spoon" as OEM 65700-38.

94002 5-1/2" Type

94003 9" Type



Chrome Heat Shields

3171 Front FLT 1981-91



Muffler/Drag Pipe Heat Shields


Designed to fit with either drag or muffler type pipes. Covers do not have cut out for cross-over tube. Sold in sets.

94019 Smooth FXE Shovelhead

Chrome Short Exhaust Heat Shield

Fits over 1-3/4" exhaust pipes on FL 58-84.

45389



Gaskets



Dual Copper Clad Exhaust Gasket

Asbestos gasket sandwiched between two sheets of copper.
The ultimate in sealing.

25177 10 pack



Shovel Exhaust Port Fasteners

Machined head port bolts are designed to interference fit with special "E" clip locks and custom patterned offset washers. The bolt holds the pipe secure by thread tension and clamps the pipe to the head by wedging the patterned washers against the pipe while the washers are, in turn, wedged between the pipe and the "E" clip locks fitted to the bolt heads.

2509 Shovelhead 1966-84, includes copper/asbestos gaskets




Exhaust Stud Nut & Gasket Kit, 74" and 80"

This new improved kit prevents thread stripping in head using permanent studs. Kit includes 2 studs, 2 Sure seal flange gaskets, 2 chrome nugget nuts and lock washers.

2662 Kit fits Shovelhead 1966-84

25175 Gaskets only (10 pack)



Exhaust Pipe Port Rings Only

Stamped steel exhaust pipe mounting rings for all 1966-83 Big Twins.

16506 Pair



79473



79475

Genuine James Exhaust Gaskets.

PCP Description

- 79473** Exhaust port ring 66-83 all Shovel (65834-68-A) (10)
- 79474** Steel core, 1966-84 Shovel (65834-68-SC2) (2 pk)
- 79475** Fire ring 66-84 all 1200, 1340 Shovel (65834-68-SC) (10)
- 79477** Paper backed steel core fire-ring 1966-84 Shovel (65834-68-X2) (2 pk)
- 79479** Compressed wire, square profile exhaust mount gaskets 1966-84 Shovel (65834-98-X2) (2 pk)



Crossover Gaskets

Steel gaskets are used for installation in the crossover tube between the front and rear exhaust pipes. Fits all XL and FXR 1982-on. Each

79470 65781-82



Black Exhaust Port Flange Allen Head Bolts

Fits Shovelheads 1966-84. (3201W)

940 Sold in 10 Packs.