

# Section 9A

## Gas Tank/Carb

Air Cleaners .....	18, 38-41
Bendix Carb .....	25
Cables .....	42-44
Emblems .....	5
Filters (Air) .....	15, 18, 31
Fuel Line .....	14
Gas Caps .....	12-13
Gas Tanks Big Twin.....	2-3, 6, 8
Gas Taps .....	16-17
Keihin .....	23-24
Linkert .....	30-37
Manifolds & Clamps .....	22, 28-30
Paint Saver .....	8
Pingel .....	17
Sportster Tanks .....	9-11
S&S .....	18-22
Tank Mounts .....	2, 6-7, 11

**Note:** If manufacturer has applied any primer finish, (it is meant only for the protection of the tanks during shipment and storage) it is **not recommended as a primer finish** for paint application without proper surface preparation. Where custom paint is to be applied, the tanks must be pressure tested, then sealed with a tank prep before painting, to help protect the final finish.

**IMPORTANT:** To eliminate any potential problems with your gas tank we recommend that you pressure test, seal and mount your tank before painting.

# Fat Bob Gas Tanks




## Fat Bob Gas Tanks for BT 4 Speed to 1984

For 1947-84 FLH-FXE with Bobbed tank type mounts (not for FXR or FLT). Accepts stock dash and speedometer. Use 13/16" 1975-on petcocks with nut. Order caps separately.

PCP	Gal.	Cap Type	Cap Set	OEM
6265	3.5	Bayonet	5042	61218-67A & 61426-67A
6266	5.0	Bayonet	5042	61211-67 & 61228-67A
6267	3.5	Bung	3083	61219-83, 61425-83
6268	5.0	Bung	3083	61213-83, 61229-83
23010	Rubber anti-vibration mount grommets			


**Note:** If manufacturer has applied any primer finish, (it is meant only for the protection of the tanks during shipment and storage) it is **not recommended as a primer finish** for paint application without proper surface preparation. Where custom paint is to be applied, the tanks must be pressure tested, then sealed with tank prep and liner before painting, to help protect the final finish.



## Frame Saver Gas Tank Mount Kit

Kit includes front and rear tank mount to mount Bobbed tanks to custom or original frames. A clamping bracket is included to allow for an easy pre-check of tank placement prior to welding the bracket in place.

**27300** 1936-84 Style tanks



## Frame Saver Gas Tank Mount Kit

Includes front and rear tank mount, lower tank mount, clamps and hardware. Mount clip has a hole for the damper pin used on 1948-59 models. Fits 1941-84.

**27363**

**9A-2**



## BT Hand Shift Tanks 1948-65

Tanks have a raw finish, accept Bayonet style gas caps, a shut-off rod seat assembly and 2 or 3 light dash. Available with or without shift gate holes and lower shift pivot mount. Tanks fit BT 1936-84 frames and include chrome shift lever. Uses two vented caps.

PCP	Gal.	Reserve	Shift
89063	3.5	Yes	Yes
89076	3.5	Yes	No
89026	5.0	Yes	Yes
89027	5.0	Yes	No
19159	Shut-off rod and seat 1941-49		
20009	Shut-off rod and seat 1941-49 with Viton seals		
684	Shut-off rod and seat 1950-65		
20011	Shut-off rod and seat 1955-65 with Viton seals		
5042	Chrome cap set		
19095	4 Speed shifter gate only		



## 4.5 Gallon Quickbob Gas Tanks

4.5 U.S. gallon tanks designed to fit all stock 4-speed Big Twin FL-FX frames from 1972 -84. Use your stock FXE mounting hardware or #3104 and use 1975-on 13/16" external-thread gas taps. They're available with cam-style (pre 1983 gas caps) or screw-top (1983-on gas caps). Raw finish and ready for painting. Not for FXR or FLT.

**89006** With screw-top bungs  
**3104** Tank mount kit



# Fat Bob Gas Tanks



89150



89151



89152



89153



89154



89155

## 3.5 Gallon FL Footshift Tanks

Tanks feature attached emblem mount strips and will accept early caps, reserve shut-off rod and a two or three light dash. Order appropriate emblems and parts separately.

PCP	Years
89150	1947-50
89151	1951-54
89152	1955-56
89153	1957-58
89154	1959-60
89155	1961-62
89156	1963-65



89156



89075

## 3.5 Gal Knuckle Bobbed Tank Set 1936-47

Tanks feature hand shift mounts and a shut-off rod provision. Order shut-off rod and seal kit separately. Tanks are also available with 3 mount strips welded to each side to attach stock 1940-46 emblems and stainless trim. Emblems and trim are available separately.

PCP	Description
89075	Tanks 1936-39
89061	Tanks without trim mounts 1940
89062	Tanks with trim mounts FL 1941-46, UL 1940-46
4409	Stainless trim (4 pieces) 1941-46



89067



89078



89080



89085

## FL Handshift Tank W/Shut-Off

Tanks feature attached emblem mount strips and will accept early caps, reserve shut-off rod and a two or three light dash. Order appropriate emblems and parts separately.

### 3.5 Gallon

PCP	Years
89062	1940-46
89066	1951-54
89067	1955-56
89072	1957-58
89078	1959-60
89080	1961-62
89085	1963-65



89086

### 5 Gallon

PCP	Years
89086	1947-84 Custom applications



## 5 Gallon FL Handshift Tank Kit

Tanks include gas cap set and emblem set (61771-66TB) with strips installed. For FL 1967-72. Will fit 1948-84 FL.

89054

# Gas Tank Emblems

These emblems are designed to mount on to stock gas tanks with original mountings on tanks. For the aftermarket "smooth side" tanks, mounting brackets are offered where indicated: (weld-on or adhesive). All emblems and brackets are sold in pairs.



## AMF Mounting Plates

- 29611** AMF, silver with black letters 6-5/8" c-c (61771-72)  
**4207** Mounting plates 1966-72 (weld on)




## BT 1966-71 & XL's (61771-66TB)

- 4207** Mounting plates 1966-72 (weld on)  
**27058** Mounting plates (adhesive) (61741-93T)



## Big Twin 1961-62 (61776-61)

- 27050** Mounting plates (adhesive) (61740-90T)



## Shift Gate for 1947-65 Gas Tanks

Late type for 45 models, fits 1947-65 tanks. 3 1/2" c/c mount holes

PCP	OEM	SPEEDS
<b>19094</b>	33791-47	3 & R BT
<b>19095</b>	33789-47	4 BT
<b>19096</b>	33790-39	3 BT

## Shift Gate for 1940-46 Gas Tanks


Fits 45, 61, 74 and 80" models.

PP	OEM	Description
<b>19090</b>	33785-40	3 Army, c/c 3 1/4
<b>19091</b>	33790-39	3 Chrome
<b>19092</b>	33791-39	3 & R Chrome
<b>19093</b>	33789-37	4 Chrome
<b>5207</b>	33822-36	3 & R Chrome gate screws (3)






# Gas Tank Emblems



## Adhesive Mounting Plates

For Big Twin 1963-65 & XL's (61777-63T) emblems.

**27054** Mounting plates (adhesive) (61782-91T)




## Mounting Plates

For BT 1937-46 (61769-40) teardrop emblems.

**4213** Mounting plates (weld on)

**27055** Mounting plates (adhesive) (61785-92T)



## Big Twin 1947-50

**4211** Mounting plates (weld on)

**27053** Mounting plates (adhesive) (61783-92T)




## Mounting Brackets

Use these brackets to mount Big Twin 1957, XL 1957 (61773-57T) round emblems and Big Twin 1958, XL 1958 (61773-58T) round emblems.

**27051** Plastic tank emblems to flat surfaces (61780-91T)

**27052** Plastic tank emblems to curved surfaces (61781-91T)



## 1941-46 Tank Trim

Includes 4 stainless strips, 2 (61801-41), 2 (61799-41)

**4409** Trim (4 pc.)

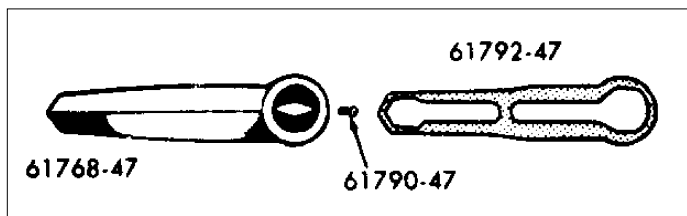
**5567** Mount strips, weld-on (4 pc.)



## Mounting Plates

For Big Twin 1951-54, 52-54 K-Model (61774-51T) emblems.

**27057** Mounting plates (adhesive) (61784-92T)



## Tank Emblem Mount Screws (10 pack)

PCP	OEM	Description
<b>24542</b>	61790-40	40-46
<b>24543</b>	61790-47	47-50
<b>24516</b>	2060	51-56 (12 pk)
<b>24545</b>	2070	59-62


## Weld-on Mount Strips

For Big Twin 1951-53 (61794-51) emblems.

**73534**



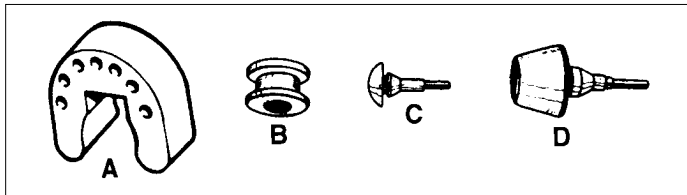
# Gas Tank Related



## Gas Tank Mount Set

Fits single gas tank 1973-82.

**3104** 61214-73



## Gas Tank Mount Bushings (Rubber) FX, FXE

**PCP Description**

- 5447** (A) Heavy duty cushion 1973-on (61139-73)
- 5448** (B) Rubber bushing 1973-on (pr) (61152-65P)
- 5449** (D) Mount bumper 1973-84 (pr) (61562-66)
- 23042** (C) Rubber bumper 1973-84 (pr) (62123-66)



## Gas Valve Shut-Off Kit


Chrome plated Fat Bob gas tank shut-off kit. This kit comes complete with all parts necessary to replace the old style gas shut-off valve. Kit contains cover for gas shut-off rod hole, fittings for adapting carb—gas line and fittings. For Harleys 1940-65 with 3.5 and 5 gallon tanks.

**1382**

## Fat Bob Crossover Gas Line

Crossover gas line to fit the stock 1957-65 Harley Fat Bob gas tanks.


**2477** 62355-48B



## Shut Off Hardware and Gas Tank Fitting Kit

**# PCP Description**

- 1 1801** Chrome knob 1940-65 (91690-49)
- 2 19248** 45" Shut off spacer 1940-65 (62096-40)
- 3 1807** Gas tank fitting kit 1950-65 (3 pcs)
- 72821** Gas tank fitting kit 1940-49 (3 pcs)



## Bob Gas Valves

Valves include complete shut off rod and seat assembly for 61" and 74" models with left tank reserve. Includes spring and sealing washers.

**PCP Description**

- 19159** Shut-off rod and seat 1941-49
- 20009** Shut-off rod and seat 1941-49 with Viton seals
- 684** Gas valve assembly BT 1950-65
- 20011** Shut-off rod and seat 1955-65 with Viton seals
- 14071** Seals (10 pack) (62094-10)
- 19245** Rod hardware kit 1941-65
- 19246** Shut off rod seat 1941-49 (62075-40)
- 19247** Shut off rod seat 1950-65 (62075-50)

## Colony Gas Tank Shut-Off Rod Upper Kit

Reproduction of upper mounting parts used on all BT 40-65

**72702**



## Shut Off Rod Knob Kit 1941-65

Knob and seal cap are cad plated. Kit includes all pieces as shown.

**19396**



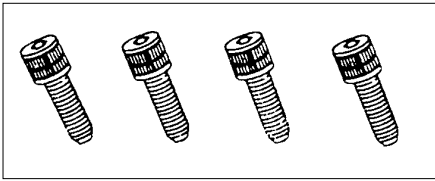
# Gas Tank Related



## Rubber Stock Tank Divider


Fits all Fat Bob tank when seat "T" bar is used.

- 1361** Black  
**1362** Black (used with out seat "T" bar)



## Fuel Tank Custom Allen Mounting Kits

- PCP** Description  
**24057** BT 1937-84 (3960W)  
**24060** FXR 1982-on



## Gas Tank Mounting Kit

Includes fasteners used to mount gas tanks on 1937-75 BT and 1971-72 FX.

- 9891** Chrome  
**9892** Cad  
**9893** Parkerized



## Mount Kit for Fat Bob Tanks

Mounting kit for installing PCP or OEM Fat Bob tanks on 4-speed frames to 1984. Special washers in kit prevent possible thread damage to rear mounting holes and spaces tanks out from resting against the heads.

- 3291** Kit



## Mounts for Bob Tanks

Frame saver kit may be welded to all 1936-84 BT frames, stock or custom, to replace original brackets.

- PCP** Description  
**1215** Complete kit 36-47  
**27033** Complete kit 48-84  
**16350** Rear mount clips (pair)



## FatBob Tank Tabs

Four piece set for front top and bottom, left and right, weld on to repair broken tabs on stock and aftermarket tanks.

- 5044** 4 Piece set

## Fat Bob Crossover Gas Line

Crossover gas line to fit the stock 1957-65 Harley Fat Bob gas tanks.

- 2477** Chrome (62355-48)  
**19488** Cad



## Rear Tank Mount Clips

Right and left sides for Big Twins to mount rear tank bolts and seat tee pair.

- 4557**



## Shift Mount Tab Kit

Includes 2 brackets and tube for replacements on BT hand shift tanks, must be welded on.

- 19551** Shift tab with 4 mounts



# Flush Cap Tanks



89037

## Custom Chrome Flush Mount Cap Tanks

These tanks feature locking flush mount gas caps. They are low temperature welded at welding joints. Locking gas caps and 2 keys included.

### Big Twins

**89037** 4 Gal., 1 piece with dash mounts all FXR 1982-94

### Sportsters

**89044** 3.2 Gal. Bob tank with dash mounts 1982-94

**89045** 3.2 Gal. Bob tank no mounts 1982-94

**89046** 3.2 Gal. without dash, rubber mounted 1957-76

### Replacement Parts

**16259** Set of keys (pair)



## FLT E-Z Bob Tank Kit 1980-on

Kit includes a one piece tank with bung style caps, chrome cast dash, 5 lamp dash base, 6 post bobbed style key switch, 2:1 speedo, front wheel drive cable, and hardware. This kit requires the use of solo seat or FXR style seat for installation. Allows retention of stock gauge housing and FLT key switch, if desired.

**89077**



## Fat Bob Gas Tank for FXR Models 1982-94

Fat Bob look for all FXR's 1982-94 (will not fit Dyna Glide™). At 4 U.S. gallons, the tank has the appearance of split tanks but is really a one-piece welded tank with 1983-on screw-top filler necks, and 1975-on 13/16" external-thread gas tap fitting. Bolts to the stock mounts and accepts FL-style dash assemblies (not Cateye) with correct dash base. All parts pictured included.

**6478** Fat Bob gas tank for FXR 's



## Bobbed Tank Kit FXR

Includes chrome cast dash assembly w. a Bob type 6 post key switch, and a plain dash base. Units include a 2240:1 ratio large speedo.

**90061** FXR 1982-94

## "Paint Saver" Gas Tank Filler Guards

Paint Savers solve the long time problem of damaged paint during gas fill-ups.

**45069** For all 1936-83 bayonet style gas caps



# Sportster® Tanks



89071



89003



89004



## 3.2 Gallon XL One Piece Bobs

Tanks fit XL 900 and 1000 models. Bolts to existing holes. Accepts 2 or 3 light dash kits which must be ordered separately. Must use XLS or shorter seat on 1982-on models. Order caps and dash separately.

### PCP Description

89070 1979-81

89071 1982-94

27259 Iso mount kit 1982-03

## XL 3.2 Gallon Quick Bob Tanks

Feature a smooth top that **does not** accept dash panel or speedo. Includes one piece tank and mounting hardware.

### PCP Description

89003 1957-78 use bung style caps

89004 1982-94 use 83-on screw style caps



89017

## XL Bobbed Gas Tank Kits (Solid Mounted)

Kit includes all parts necessary for a solid mount version. The #89015 includes tank, chrome dash, motor and coil mount. The #89016 includes tank, chrome dash and coil relocation bracket. The dash panel accepts FL speedometer but does not accept the stock FL key switch, (plain dash only). Order speedo separately. All kits can be used with a solo seat (or custom seat with a shorter nose like the XLS type). Dash does not accept a speedo with a built in tach.

89016 1979-81

89017 1982-94



## 3.2 Gallon XL King Tank

Classic shaped custom tank design features rolled under bottom edge that provides a flowing line to the look of your bike. Tanks are replicas of the 1996-on OEM style tank.

89031 1982-94

**Note:** The zinc-chrome primer is for the protection of the tanks during shipment and not recommended as a base coat for paint application. As with any fuel tank, particularly one where custom paint is to be applied, the tanks must be pressure tested, and temporarily mounted to frame to check clearances, then sealed with tank prep before painting.

# Sportster® Tanks



6032

## “Standard” Gas Tank for Sportster

OEM-styled Sportster High-Tunnel Tank features stock mounts. 2.4 U.S. gal. capacity. Uses 1975-up style gas tap.

PCP	Fits
6032	1955-78, use #2474 gas cap (61006-63B)
6033	1979-81, use #2474 gas cap (61097-79)
6034	1982-92, uses late type screw in cap (61023-83)



## Paughco Porkster Tank for Sportster Models

This 4.1 U.S. gallon axed style large tank bolts on to Sportster models 1957-on. Dual tank left cap is non-functional. Use #932 vented gas cap and stock gas taps. Raw finish

Dual Cap	Fits
89009	1952-78 right side tap
89013	1979-81 right side tap
89014	1982-94 right side tap



## 3.5 Gallon Replica Style Tank 1952-03

PCP	Year	Petcock
89114	1982-03	Left
73607	Cap	



73607



6272

## “King” Gas Tanks for Sportster

King tanks are made 2” wider than stock, to give you that needed extra mileage. 3.1 U.S. gal. capacity.(stock 2.2 U.S.)

PCP	Fits
6271	1958-78 use Pre 75 tap #937 & cam lock cap #2474
6272	1979-81 use 1975-* tap #938 & gas cap #2474
6273	1982-92 use 1975-* tap #938 & screw cap #3085 (1982-on tanks are fitted with correct internal venting system)



## Fat Bob Tank With Dash Kit

Kits fit Sportster models and feature rubber mounted one piece tank with 3 Light dash kit consisting of: mount plate, 2:1 ratio Bob speedo, 42” cable for front wheel drive, and late Bob key switch. Kit also includes chrome caps and all hardware necessary for installation.

PCP	Description
89024	4.0 Gallon FXR 1982-94

**IMPORTANT:** To eliminate any potential problems with your gas tank we recommend that you pressure test, seal and mount your tank before painting.

# Sportster® Tanks

89073



## 3.2 Gallon E-Z Bob Tank Kit XL 1982-94

Tanks feature one piece design, chrome bung style late caps, chrome cast dash kit and installation hardware.

89073 1982-94



## Kreem Tank Degreaser

General purpose, safe, biodegradable degreaser quickly removes protective oily coating from inside new tanks. Use prior to Prep kit to ensure a clean, oil free surface.

78004 1 pint bottle (each)



## Kreem Tank Mask

Water based liquid mask is easily applied to painted tanks and other painted surfaces. It dries to a non tacky film that resists Kreem fuel tank liner and prep B materials. For use on tanks with expensive outsides that need liner on the inside. Just paint it on, let it dry, prep and coat the inside, then peel or wash the Kreem tank mask away using warm soapy water.


78006 Each



## Chrome Sport Bob Tank Mount Kit

Kit allows you to mount Sport Bob tanks on Sportster models. Kit includes switch cover, horn relocation bracket, choke bracket, coil bracket and hardware.

73514 For use with PCP tank #89071 and #89004



## Iso-Mount Kit

For XL Bob tank kits.

PCP Application

27130 1957-78

27131 1979-81

27259 1982-94

**Note:** The zinc-chrome primer is for the protection of the tanks during shipment and not recommended as a base coat for paint application. As with any fuel tank, particularly one where custom paint is to be applied, the tanks must be pressure tested, and temporarily mounted to frame to check clearances, then sealed with tank prep before painting.



# Gas Caps



932

933

935

## Early Style Gas Caps Pre 1973

Fits Harley Fat Bob tanks as well as most customs. Vented for standard applications and the right side of Fat Bob tanks, without a vent for the left side of Fat Bobs. With or without "wings". Sold Each

### Chrome Description

932	With vent (61103-36)
933	Without vent (61103-65)
5042	Fat Bob cap set
935	Vented cap with wings



5042



45454

## Replica Eaton Vented Gas Caps

Stamped steel replica Eaton gas caps with knurls. It is recommended to order in sets, if required. Fits left or right.

PCP	Application	Description
45250	1941-52 EL, FL	Chrome with 10mm knurl
45454	1936-52 EL	Parkerized with taller profile and
	1936-48 U	5/16" knurled band, 2-1/2" diameter
	1946-64 FL	and 1.76mm thickness



## Early Style Vented Caps

Tall style chrome caps with large knurl fit factory Bobbed tanks 1936-64. Replace 61103-36.

19195 Pair



## Deluxe Scalloped Gas Caps

Chrome die cast design, order as vented or non vented, chrome. Replaces bayonet type early caps.

### Vented Non-Vented Type

2230	2231	Smooth chrome
4376	4377	LTR-Eagle Spirit (61102-73, 61103-73)

2474

2475



## Late Style Caps Chrome 1973-82

PCP	Description
2474	With vent (61102-73)
2475	Without vent (61103-73)
5041	Fat Bob cap set

449

450



## Custom Gas Cap Covers

Standard fits Harleys to 1972, Large fits 1973-on. Sold each.

Std. Cap	Large	Style
5037	450	Satellite
448	449	Krommett



## Gas Tank Filler Rings

Stainless steel rings prevent paint from blistering and flaking around filler neck. Sold each.

PCP	Type	Fitment
21079	Bayonet	41-82 FL, 71-82 FX & XL



# Gas Caps



## Flamed Gas Cap Set

Diecast screw-in set of one vented and one non-vented cap. Fits 1982-84 FL and FX.

### PCP Style

- 45163** Chrome cap with chrome flames
- 45238** Chrome cap with black flames
- 45201** Black cap with chrome flames



## Gas Cap Gaskets

Replacement rubber gaskets for aftermarket and OEM tanks. Sold in 10 packs for all 3.5 and 5 gallon tanks.

### PCP Description

- 5043** 1936-76 right side (61114-48) thin (10 pack)
- 79437** As above, James (61114-48) thin (10 pack)
- 79438** 1965-82 left side (61116-65) sm. hole (10 pack)
- 79436** 1941-82 right side, 1958-82 single tanks (61111-77) thick (10 pack)
- 25164** Preston, as above
- 25163** 1982-on (61109-85D) (pair)
- 79435** As above, James (61109-85C) (10 pack)



## Mesh Skull Vented and Non-Vented Gas Caps

Bayonet type gas caps with modern mesh skull emblem.

### PCP Application Description

- 45136** 1965-83 FL Chrome set with black skull
- 45179** 1965-83 FL Black set with chrome skull
- 45085** 1962-82 XL Chrome vented cap with black skull



## Screw-in Skull Gas Cap Set

Screw-in type gas caps for 1983-84 FL. Set includes a vented and a non-vented cap. Caps sold each are vented.

- | Set          | Each         | Design       |
|--------------|--------------|--------------|
| <b>45213</b> | <b>45050</b> | Chrome skull |
| <b>45217</b> | <b>45064</b> | Black skull  |



## Pirate Skull Gas Caps

Screw-in type black caps with chrome rim and chrome skull design. Fits 1979-95 FLT, 1983-84 FL, FX, 1983-94 FXR, 1983-on FXS and 1983-91 XL.

### PCP Type

- 45291** Vented and non-vented cap set
- 45290** Vented cap only (each)



## Chrome Pop-up Gas Cap with Black Skull

Chrome non-vented pop-up gas cap has a black raised modern skull design. 1982-84 FL and FX.

- | PCP          | Type       |
|--------------|------------|
| <b>45262</b> | Vented     |
| <b>45266</b> | Non-vented |

# Fuel Line



## Braided Gas Line Kit

Includes 2 feet of 5/16" braided covered line and 4 Econo-seal chrome end clamps.

**77425** Kit

## Reinforced Fuel Line

Heavy duty reinforced gas and oil line. 1/8" wall. Sold in 25-foot rolls.

PCP	I.D.
<b>3048</b>	1/4"
<b>3052</b>	5/16"
<b>3054</b>	3/8"



## Mini Hose Clamp

Screw type steel clamp.

PCP	O.D.	U/M
<b>3846</b>	3/8-5/8	(10 pack)
<b>3850</b>	1/2-3/4	(10 pack)



## Reinforced Black Fuel and Oil Line (25 Feet)

Neoprene fuel and oil line for all Harley models. Available in shop supply 25-foot rolls, this top quality line is reinforced with high strength rayon. Neoprene outer cover resists oil and grease for years.

<b>77437</b>	3/16"
<b>3055</b>	1/4"
<b>3056</b>	5/16"
<b>3057</b>	3/8"



## 5/16" Stainless Steel Gas Line

**77433** Sold in 5 foot lengths



## Chrome Metal Hose Cover

Flexible spring loaded covering in 3 foot lengths. To install, cut to same length as hose, hose cover will compress under tension to allow installation of hose clamps for a snug fit. Protects from heat and abrasion.

<b>77427</b>	1/4" Fuel line cover
<b>77429</b>	3/8" Oil line cover



## Econo-Seal Hose Ends

The ultimate hose clamp. Perfect for all gas and oil lines. Provides additional support. May be used over again. When used with our custom steel braided line they present a custom look. Red anodized finish or chrome. 5/16" ends fit 1/4" hose. 3/8" ends fit 5/16" and 3/8" hose.

<b>875</b>	1/4-5/16" chrome (6 pack)
<b>868</b>	5/16"-3/8" chrome (6 pack)

## UNI Foam Filters

Unique filter designed to replace the factory unit. Foam construction allows free flow of clean air to engine for maximum performance and a greater dirt holding capacity. These filters are easily washed for re-use. Finest quality, American made



### For Big Twin Models

Uni	OEM	Ht.	Fits
6660	29036-41	2-1/2	74" & 45" 1941-66 round
6661	29036-72	2-3/4	FX, FL 1967-E75 oval
6663	29086-75	3-1/2	FX, FL L1977-E78 oval
6664	29255-78	3-1/2	FXR 1982-83, FLT 1980-82, FL, FX L1978-84 oval (Ham Can)
6666	29288-83	2-7/8	FLT, FLHT 1983-85 (Ham Can)

### For XL Models

Uni	OEM	Ht.	Fits
6661	29036-72	2-3/4	900/1000 1966-E73, 1000 1983-85
6662	29036-73	3-1/2	1000 L1975-78 oval
6664	29255-78	3-1/2	1000 1979-82 oval (for ham can)



### For Aftermarket Models

Uni	K&N	Ht.	Fits
6670	77738	2-3/4	S&S Super B & D
6673	77739	2-3/4	S&S Super E & G
	-	2-3/4	S&S 2-Throat
6672	-	2	# 827 Air cleaner (Dragtron)
-	-	2-3/4	6" Round air cleaners



### Reusable Paper Air Filters

These washable paper air filters have the original shape and styling to ensure a proper fit.

PCP	Application
77776	Round S&S B type, 2" Ht
77777	Tapered Velo type
77778	Sifton air power



# Petcocks




## Late Style Gas Petcock

Has Reserve and Screen. Fits FLH, FX 1975-92 and Sportster 1976-92.

- 938** Straight outlet (62168-81)  
**689** As above with 90 degree outlet

### Hardware

- | PCP          | Description                           |
|--------------|---------------------------------------|
| <b>21611</b> | Strainer with reserve tube (62166-81) |
| <b>21613</b> | Gasket, 10 pack (62172-75)            |
| <b>79443</b> | James, as above (20 pack)             |
| <b>12593</b> | Chrome Nut, each (62161-75)           |



## Late OEM Type Petcocks

Chrome plated, including filter screen washer, and reserve position for 1975-on gas tank with male thread outlet.

- | PCP        | Outlet                                    |
|------------|---|
| <b>745</b> | Straight (62168-81)                       |
| <b>746</b> | Right (fitting points to rear) (62167-81) |
| <b>747</b> | Left (fitting points to front) (62169-81) |



- | PCP        | Fits   |
|------------|--|
| <b>688</b> | Early style HD gas Petcock with reserve and screen. Has 90° outlet. Fits FLH & FX to 1974, XL to 1975.           |
| <b>937</b> | Early Style HD chrome gas petcock with reserve and screen. Fits FLH & FX to 1974, Sportster 1955-74. (62125-55B) |

9A-16

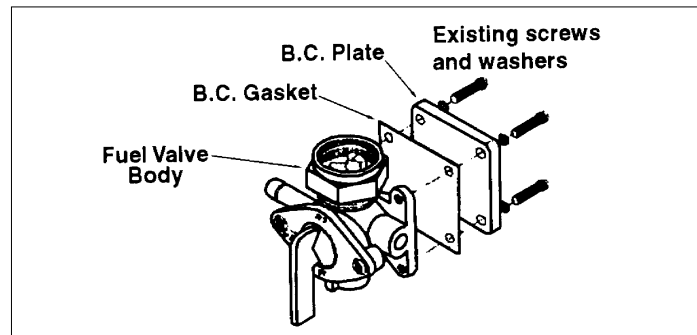


## Zinc Wing Type Petcock 1952-74

Petcock features screen, two handles, and sliding valve control with reserve.

- 21649** 1966-74 BT, pre 1975 XL (62125-55B)  
**19549\*** 1952-54 (62125-52)

\*Note: Threaded ends to accept steel lines




## Fuel Valve Body Vacuum By-Pass Kit

Includes plate, gasket, vacuum hose plug and instructions. **41022**

## Accel High-Flow Chrome Petcock

High volume valve with nut for 1975-on models.

- 28000** Accel high-flow petcock w/nut, straight outlet  
**28002** Accel high-flow petcock w/nut, banjo type



## Straight Petcock

Natural alloy petcock has straight outlet with nut, washer, reserve position and nylon filter screen. Use with stock or custom tanks with a 22mm outside thread. Fits 1975-84 FL, FX, 1982-94 FXR and 1975-95 XL.

**73769**



## Black Petcock with Straight Outlet & Nut

Includes nylon filter screen, washer and reserve position. For use with stock or custom tanks with a 22mm outside thread. Fits FL, FX 75-84, XL 75-95 & FXR 82-94.

**21085**



PRESTON CYCLE PRODUCTS INC.




# Petcocks



## Pingel Inline Fuel Filters

These filters are available in chrome or polished finish, and are 1 1/8" long for a 5/16" hose.

- 21618** Chrome
- 21619** Polished
- 21620** Element



## Mini Gas Filters

These clear mini gas filters completely come apart so that dirt trapped in filter may be discarded. The design of this filter helps to prevent water and other agents from passing to the carburetor. The ends are chromed.


- 942** 1/4"
- 943** 5/16"



## Sifton Chrome Compact Fuel Filter

Machined aluminum unit features a stainless steel filter that is washable and reusable. These filters are available in mini (1.750") or micro (.875") sizes.

- | Mini         | Micro        | Fuel Line |
|--------------|--------------|-----------|
| <b>77037</b> | <b>77039</b> | 1/4"      |
| <b>77038</b> | <b>77040</b> | 5/16"     |



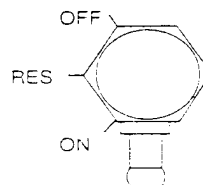
## Chrome Pingel Power-Flo Gas Valves

Body of 1-1/8" hex with a total length of 1-1/4". Hose adapter outlet is available with 5/16" hose ID size. O-rings insure leak proof seal. Stainless steel components with stainless steel fuel screen are included. 1975-on type includes nut.

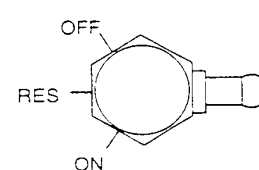
Chrome	Polished	Years	#	Description
<b>21600</b>	<b>21614</b>	1955-74	U	without nut 3/8" NPT
<b>21601</b>	<b>21609</b>	1975-on	U	with nut
<b>21602</b>	<b>21615</b>	1975-on	D	with nut
<b>21605</b>	<b>21607</b>	1975-on	L	with nut
<b>21606</b>	<b>21608</b>	1975-on	R	with nut
<b>21610</b>				Adapter Nut Only

**Pingel Fuel Delivery Systems Are Covered Under One Or More Of The Following Patents: 4,250,921; 4,957,138; other patents pending.**

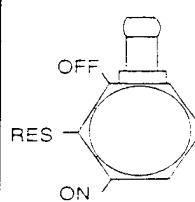
**R-Right:** Left side mounted, hose outlet facing back.



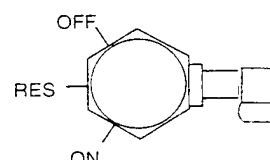
**U-Under:** Left side mounted, hose outlet facing right.



**L-Left:** Left side mount, hose outlet facing forward or right side mounted for Sportsters, hose outlet facing rear.



**D-Down:** Left side mounted, hose outlet facing right and down.



The appearance of these fuel valves are a trademark of Pingel Enterprise, Inc. Patents pending. Made in the USA.



## "Viton" Petcock Seals 1975-94

This special seal fits behind gas tap faceplate to help eliminate the swelling problems associated with the various types of fuels available (including Ethanol type gasoline).

- 25280** 10 pack

# S&S Air Cleaner



Air Cleaner Selection Chart			
Model Year	S&S L, Tillotson, Bendix, Keihin	Super A/B	Super E & G
1966-85 Sportster	170199	170099	170400
1966-84 BT (not EVO)	170199	170099	170400
1966-84 BT (not EVO) with 5 gallon tanks	170199	170099	170440



## Air Cleaner Covers

PCP	Description
170078	Super A/B, polished (for PCP# 170199)
170378	Super E/G, chrome
170372	Super E/G with 5 gallon tanks

## S&S Super E&G Air Filters

PCP	Item	Fits
6673	Element	Uni Filter foam type
170054	Element	S&S new generation type



## S&S Super E & G Velocity Stack Kit

Kit includes stack, bracket, and enricher knob.  
170485

## S&S Super E & G Air Cleaner Support Brackets

PCP	Application
73526	1966-82 FL-FX
73527	1957-85 XL



# S&S Carburetor

## Features:

- Like earlier vintage **Supers** the **Super E** are butterfly type carbs with fully adjustable idle mixture screws and changeable mid range and high speed jets. The idle mixture screw, in particular, has been repositioned and angled for greater accessibility and adjusting ease. Even with five gallon gas tanks *adjustments are not a problem.*

## Applications

- The **S&S Super E** has a 1-7/8" throat and is recommended for use on any displacement H-D Big Twin or Sportster engine with any degree of performance modifications. This includes stock and performance engines.

## Kit Contents:

- Each carb kit includes a S&S **Super E** gas carburetor, an S&S teardrop air cleaner assembly, manifold, mounting hardware, fuel line and clamps, an extra intermediate jet and two main jets, and installation & jetting instructions.

**Not Suitable for Cruise Control**



**Note:** Installation of a **Super E** or **G** on a chassis not equipped with a two cable pull open-pull closed throttle assembly is not recommended as this presents a safety hazard. S&S suggests that one of our two cable throttle assemblies be used on 1981 and earlier chassis or any application where no two cable throttle exists. **1981-89 dual cables will work. (Not CV cables)**

S&S Super E Complete Carburetor Kit Selection Chart (For stock length cylinders)		
Application	Year	Super E Carb Kit Standard
Big Twin	1955-65*	110401
	1966-78	110402
	1979-84	110411
Sportster	1957-78**	110404
	1979-85	110406
S&S Super E and G Carburetor Only		
	Super E	110420
	Super G	110421

\* Outside oil lines that feed heads on Knuckles and 1963-65 Pans must be refabricated or use a 1" spacer block for additional clearance  
 \*\* Does not fit engines equipped with a verticle magneto  
 Note: 1979-80 engines may be equipped with either o-ring or band style heads. Check before ordering.  
 OEM stock CV carb being replaced with an "E" or "G" will require use of the push-pull cable set-up, as stock on 1981-89.  
 Order kits or cables separately.



## S&S Air Cleaner Mounting Screws

Chrome, buttonhead, countersunk allen screws. 3 Pack.  
**9980**



## Colony Chrome S&S Air Cleaner Screws

Phillips 1/4-20 x 1, countersunk screws for mounting S&S air cleaner covers.  
**72518**

# S&S Super E & G



## S&S Throttle Assemblies

### 1981 and Earlier Chassis

Fits 1" diameter handlebars, S&S Super E & G; and all other butterfly type carbs with 1981-96 H-D style throttle linkage. Cable measurements are taken from throttle grip to end of cable housing. Barrel fittings are soldered in place.

**190449** 48" cables

**190448** 39" cables

**190482** 42" cables

### 1981 and Earlier Chassis Super D

Fits 1" diameter handlebars, all S&S carbs (except the Super E and G) and all other butterfly type carbs with 1981 and earlier H-D style throttle linkage. Cables measure 48 inches.

**190229**

## S&S Throttle Cables

Fits 1981-85 FX and FL, all 1981-85 XL, also pre-81 w/2 cable throttle housing replaced.

Open	Close	Total	Hsg.
Side	Side	Length	Length
<b>190432</b>	<b>190433</b>	36"	32"

Note:

1. Actual cable fitment may vary with the use of aftermarket bars, frame modifications, etc.
2. The "Total Hsg" length includes both the bent metal housing and vinyl carrier together. "Vinyl Hsg" length is for the carrier only



## S&S Super Allen Screw Set

Includes chrome bowl air cleaner and cover screws.

**24077** Super B


**24078** Super E & G



## S&S Super "E" & "G" Rebuild Kits

Kits contain all necessary parts for a complete overhaul.

PCP	Description
<b>112906</b>	Super "E" body rebuild
<b>112907</b>	Super "G" body rebuild
<b>112918</b>	Super "E" & "G" accelerator rebuild only
<b>112923</b>	Super "E" master rebuild
<b>112924</b>	Super "G" master rebuild



## S&S Bowl Gaskets

PCP	Application
<b>112387</b>	Super E and G (5 pack)
<b>112091</b>	Super B and D (10 pack)




## Sifton Carb Hop Up Kit

Kit includes emulsion tube and bomb sight annular booster tube for all S&S E carbs.

**73505**



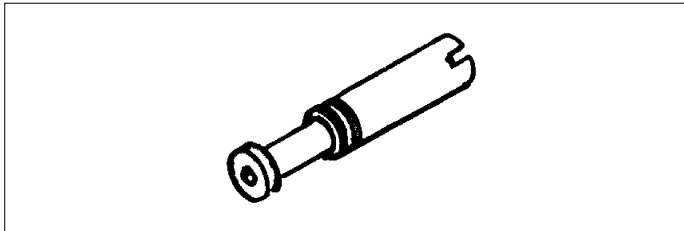
# S&S Super Rebuild



## S&S Master Rebuild Kits (No Float) 1-7/8" A&B

Complete carburetor restoration can be performed by using master rebuild kit. Refer to needle and seat chart for proper year identification.

PCP	Carb Type	Year	Float Style
112914	Super B	Pre 1983	B
112909	Super A, B	1983-on	C



## Intermediate Jets

Series 94 jets used to bleed air. Fits all super gas carburetors. Sold Each

### Intermediate Jets

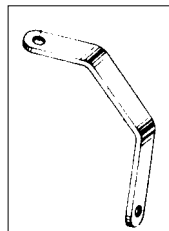
PCP	Size
16006	.025
16007	.028
16008	.0295
16009	.031
16014	.032
16010	.033
16011	.036
16012	.040

## For All 1-7/8 Carburetors Only

## S&S Air Cleaner Support Bracket

Cadmium finish over durable steel, one piece construction. Helps eliminate vibration. Available in XL and FX applications.

4741 All FL-FX's 1967-84



## Main Jets (Sold Each)

Use when installing new exhaust system or just tuning for better performance and mileage. For LS, Super Gas & alcohol, and two throat (Series #72)

PCP	Size	PCP	Size	PCP	Size	PCP	Size
16022	.044	16028	.056	16036	.072	16044	.088
16023	.046	16029	.058	16037	.074	16045	.090
16024	.048	16030	.060	16038	.076	16046	.092
16025	.050	16031	.062	16039	.078	16047	.094
16026	.052	16032	.064	16040	.080	16048	.096
16027	.054	16033	.066	16041	.082	16049	.098
		16034	.068	16042	.084	16050	.100
		16035	.070	16043	.086	16051	.102
						16052	.104



## Adjustable Main Jets For S&S

Fits in the float bowl drain plug below the main metering jet. The recommended main jet is 100 to 104.

## Adjustable Enricher for S&S

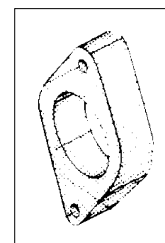
Replaces the stock fixed enricher, adjusts as bike warms up, and also makes for easier starting. O-rings and instructions included.

PCP	Description
1254	Enricher
3823	Main jet
530452	Jet installer and removal tool on all B & E carbs

## S&S Enricher Assembly

This can be used on S&S Super E & G carbs when an aftermarket air cleaner or velocity stack is used. Does not require lever assembly. Features full on or full off operation only.

73528




## Super Carb Spacer Block

1" Spacer block for all 1-7/8" Super carbs. Spacer must be used when installing carb on any Twin with 5.0 gallon Fat Bob tanks.

160057

# Carb Related

16015




## Super Gas A & B Body Rebuild Kit 1983-on

Use on all 1-7/8" Super Carbs. Each kit contains 1 ea. throttle shaft, 2 ea. throttle shaft bushings, 1 ea. throttle plate, 1 ea. throttle return spring, 2 ea. throttle plate screw, 1 ea. O-ring, 1 ea. bowl gasket. These kits are for super "A" "B"

112909 S&S

16015 Imported



## Super Gas Model A & B Body Rebuild Kit

Use on all S&S 1-7/8" Super Carbs. Each kit contains 1 ea. throttle shaft, 2 ea. throttle shaft bushings, 1 ea. throttle plate, 1 ea. throttle return spring, 2 ea. throttle plate screw, 1 ea. O-ring, 1 ea. bowl gasket. These kits are for super "A" "B"

41005 Imported

112903 S&S



117238

117234

## S&S Main Jets

PCP Size (5 pack)

117231 .062

117232 .064

117234 .068

117238 .076



161200



161300

## S&S Manifolds For Stock Shovelheads


Manifolds are available for 1966-78 o-ring and 1979-84 rubber band style cylinder heads in 1-7/8" stock bore sizes. The 1-7/8" manifold flange bolt pattern will accept S&S ES, LS, Super A, B and E carbs as well as stock butterfly style Tillotson, Bendix and Keihin carburetors.

### O-Ring Manifolds 1966-78, XL 1957-78

PCP	Engine	Cylinder Length	Size
161200	74", 80", 84", 88"	Stock- 5.330"	220

### Rubber Band Style Manifolds 1979-84, XL 1979-82

PCP	Engine	Cylinder Length	Size
161300	74", 80", 84", 88"	Stock- 5.330"	220



160497



160498

## S&S 3/8" Insulator Block

PCP Application- Sold each

160497 Super E 1-7/8"

160498 Super G 2-1/16"

## Insulator Blocks

1-7/8" Opening with mounting hole pattern that is identical to stock pattern on Tillotson, Bendix and Keihin butterfly type carbs. Use with all S&S 1-7/8" manifolds. Includes o-ring.

160491 1/4" Thick

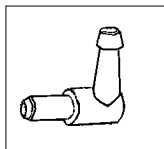
## Keihin Carb Fuel Inlet Fitting

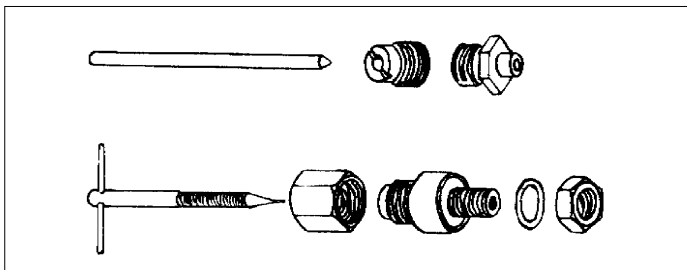
Stock replacement fuel inlet fitting presses into carb body. Sold Each.

16057 FX, FL 79-80, XL L76-80 & 83-87 (27594-76)

16058 BT 76-78 & 81-05, XL 81-82 (27371-76)

16120 BT 76-78 & 81-05, XL 81-82 (27371-76)



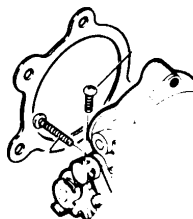


## Keihin Adjustable Main Jet

Full adjustability for maximum tuning efficiency. As pictured.  
16098

## Air Cleaner Mount Gaskets 77-87

25096 29058-77 (10 pack)



## Carb Vent Fitting

1/8" Chrome, steel nipple for air cleaner backing plates. Sold in 5 packs.

PCP Hose Angle  
10502 5/16" 90 degree



## Dual Throttle 1981-on (Push-Pull)

PCP Item  
4782 Kit with grips and chrome end plugs (56395-81)  
59740 1981-90 Kit with black cables



## Throttle and Grip Kit 1974-80

Single throttle with 2 grips for 1974-80. Replaces 36500-74.  
4780



## Throttle Clamp Sets

Die-cast clamp sets include the upper and lower clamp with screws.

PCP	Application	Type	Finish
4784	73-80	Single	Chrome
73546	73-80	Single	Black
4785	81-on	Dual	Chrome
73547	81-on	Dual	Black



## Throttle Assemblies

Replacement 1" throttle assemblies with screw.

Black	Chrome	Type	Application	OEM
51022	2266	Single	73-80	56500-79
51031	51030	Dual	81-on	



## Nylon Throttle Tubes

PCP Item  
51012 Single 76-81  
51013 Dual 82-95

# Keihin



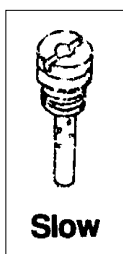
## Adjustable Main Jet for Keihin Carb

Eliminates the chore of "hit and miss" multiple jet changes when changing pipes or air cleaners on all Keihin equipped Harley-Davidson models 1976-on. Full adjustability allows precise tuning for maximum performance with every combination of engine, pipes and air cleaner. This kit frees you from the limitation of the few fixed jet sizes available and the labor of drilling jets. Use new gaskets and seals when installing, supplied in our rebuild kit. Our installation tool correctly marks the float bowl for proper fit.

- 3820** Complete kit (shown)  
**5784** Adjustable needle only (includes 180mm jet)  
**3825** Installation Tool only

## Keihin Low Speed Jets 1976-89 (not CV)


PCP	Size (mm) (each)
<b>16060</b>	.065 (27896-79)
<b>16061</b>	.068 (27894-78)
<b>16063</b>	.072 (27897-78)
<b>16064</b>	.075 (27382-77)
<b>16066</b>	.088 (27348-77)
<b>16067</b>	.100 (27348-76)



## Keihin Main Jets for Harleys

Preston now provides Keihin main jets in four needed sizes for 1976 and later Harleys. (Sold Each)

PCP	MM
<b>3821</b>	1.65 (27419-76)
<b>3824</b>	1.70 (27418-76)
<b>3826</b>	1.75 (27417-76)
<b>3828</b>	1.80 (27416-76)



## Slow Jet Screw Driver

Facilitates removal of Keihin slow jets without damaging jet.

**26135**



## Float Bowl Screws for Keihin Carburetors

If you change Keihin jets, this kit should be bolted on. Includes an allen wrench, and has a flat black finish. Fits all Keihin.

- 4747** Socket screw set 1976-89 (not CV carbs)



## High-Flow Accelerator Pump Kit for Keihin Carburetors (not for CV) 1980-88

This kit improves the performance of stock Keihin carbs. Fits 1980-88 Big Twin and 1980-87 Sportster® models. Bolt on extra power by simply removing the float bowl, drilling one small hole in it, and installing this high performance accelerator pump body. Low and mid-range throttle response are noticeably increased. Matte finish.

- 269050** Accelerator pump kit

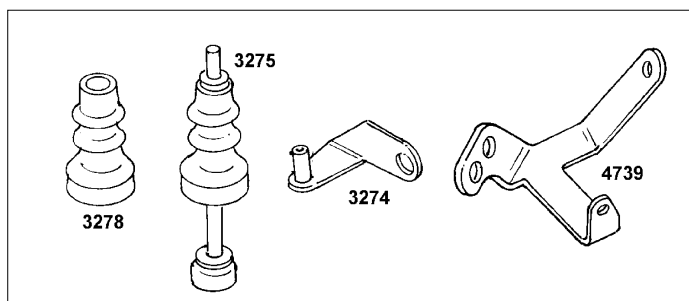




## Bendix Repair Kit

Bendix carburetor repair kit. Contains all parts necessary to repair stock carb on all Big Twins 1971-E1976, and all Sportster 1972 to early 1976. OEM 27132-71.

834



## Bendix Accelerator Pump and Accessories

PCP	Description
3275	Assembly fits all twins 1971-75 (27762-71TA)
3278	Boot only (27389-71T)
3274	Support bracket (27459-74)
4739	Zinc plated carb-air cleaner support bracket 1971-85 FX-FLH (29018-71A)



## Bendix Float

Replaces 27630-71 on all Bendix carbs. USA made.

4746

## Bendix Main Jets


PCP	Size
16000	.095 (27651-75)
16001	.100 (27652-75)
16003	.110 (27654-75)
16004	.115 (27655-75)
16005	.120 (27656-75)



## Adjustable Main Jet Kit

Adjustable main jet conversion fits ALL Bendix carburetors. Thumb screw adjustment makes tuning a 5 minute cinch.

3111 Kit



## Bendix Carbs

Available as stock 38mm or with an adjustable mainjet. No. 5520 is the stock unit replacing 27155-72B.

PCP	Size MM	Main Jet Type	Finish
5520	38	Fixed	Cast (27155-72B)
5521	38	Adj.	Cast (27155-72TB)
3111	Adjustable jet		
4746	Float (27630-71)		
5524	Rebuild kit U.S.A (37132-71)		




## Bendix Carb Kit

Fits Shovelhead motor 1966-84 FX & FL. Kit includes 38 mm Bendix carb with adjustable main jet, throttle handle with grips, cable, cable bracket and 7" round logo air cleaner with support. Also includes seal adaptors to use on pre 1978 o-ring heads.

PCP	Application
59161	1966-84 Shovel
59162	1957-85 XL

# Carburetor Accessories



## Keihin Carburetor Rebuild Kit

### PCP Description

**835** Keihin carb 1976-78 (not Flowmaster or constant velocity) (27006-76)

### Float Bowl O-Rings

**14545** L1976-78 XL; 1976-E78 BT (27358-76) (10 pk)

**14546** 1979-82 XL; L1978-83 BT (27889-78) (10 pk)

**14542** 1983-87 XL and BT (27324-83) (10 pk)




## Deluxe Keihin Carb Kit

Fits BT 1976-89 and XL 1976-87 all models. Does not fit CV.

**844** Complete kit (27006-92T)

**79823** James 1976-86

**41019** Preston diaphragm pump only (27361-79)



## Accelerator-Idle Adjusting Screws

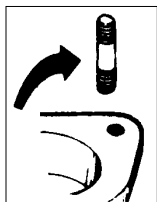
"T" handle design allows for easy adjustment of the idle and accelerator pump. Use the long screw for the idle and the short screw for the accelerator pump on S&S G carbs. A single idle screw is available for Bendix, Keihin models.

### PCP Description

**26101** S&S E/G

**26107** Bendix

**26108** Keihin & CV



## Carb Mount Studs (5 Pk)

**10851** 1965-77 1-1/2" (33298-65)



## Colony Polished Chrome Intake Manifold Mounting Kit

**9930** BT L1982-89

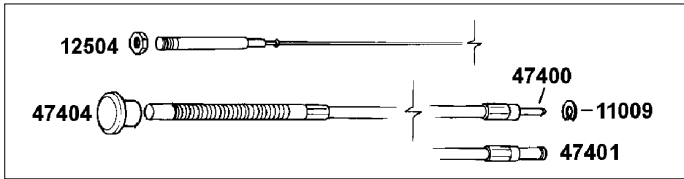


## Chrome Choke Cable Bracket

For use on 1966-70 Shovelheads.

**27329**

# Carburetor Accessories



## Choke Cable FLH, FLT

Cable assemblies include knob, casing, and inner wire.

### PCP Description

<b>20007</b>	FLH 1967-70
<b>47400</b>	FLH 1971-78 (29212-71)
<b>47401</b>	FLH 1979-84 (29213-79)
<b>47403</b>	Inner wire FLH 1971-78
<b>47404</b>	Chrome knob FLH 1971-89 (29214-71)
<b>12594</b>	Nut FLH 1982-89 (27450-82) (each)
<b>12504</b>	Nut FL 1967-78 (7638) (10 pack)
<b>11009</b>	Retaining ring FLH, FLT 1979-89 (11013) (10 pack)



## Quick Change Float Bowl Screws

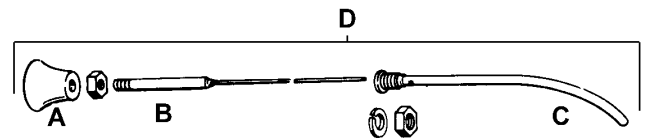
For S&S Super B & D models to facilitate jet changes by easy bowl removal. Includes 4 knurled screws with large slots in satin finish.

**41001** Set of four

## Cable Blocks

Used to attach inner cable to carburetor. Complete with screw and cotter key. Replaces OEM 27450-36, 27719-67 and 27716-67.

**1503** Each



## Choke Cable Components XL, FX, FXR

### PCP Description

<b>20007</b>	(D) XL, FLH 1967-70
<b>20003</b>	(D) FX, FXS 1973-78
<b>20001</b>	(A+B) FX 73-84 12"
<b>20004</b>	(D) FX, FXS 1978-84
<b>20008</b>	(D) XLH, XLCH 1972-79
<b>20016</b>	(C) XL, FL 1967-70 (29220-67)
<b>20017</b>	(C) XL 1972-78 (29220-72)
<b>20000</b>	(C) FX, FXS 1973-78 (29221-73)
<b>20001</b>	(B) FX, FXS 1973-84 (29216-73) 12"
<b>20002</b>	(B) FX, FXS 1978-84 (29215-78) 21"
<b>20018</b>	(B) XL 1972-78 (29216-72)
<b>48008</b>	(A) Black plastic knob FX, XL 1967-70 (29214-67A)



## Air Cleaner Screws

PCP	Size	Style
<b>5207</b>	5/16 x 24	Early stock (33822-36) (3pk)
<b>1733</b>	5/16 x 24	Acorn, oval 57-77 (pr)



# Manifolds & Adaptors



## Manifold Repair Rings

Adapter rings for repairing the lips on the head and intake manifold, or to adapt early-type manifolds to late-type heads and vice-versa. The stroker rings can turn a stock manifold into a stroker manifold for .200" taller cylinders or stroker plates.

Adapter and stroker rings are available in pairs.

**3273** Adapter rings

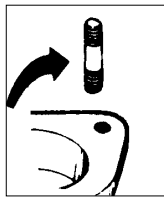
**3280** Stroker rings



## Rubber Flange Adapters (not for HS40's)


**1968** 36-38mm

**1969** 40-44mm



## Carb Mount Studs


PCP	Size	Application
<b>10851</b>	5/16 x 1-1/2	1965-77 (33298-65) (5)
<b>10875</b>	3/8 x 2	1967-70 (24824-67) (5)
<b>10876</b>	5/16 x 1-1/4	1978-89 (29254-78) (2)



## Replica Intake Clamp Set

Features fillister head screws. Sold in pairs.

PCP	Year	Finish
<b>41501</b>	1955-56	Cadmium (9991)
<b>41503</b>	1957-76	Cadmium (27063-57)
<b>41504</b>	1977-84	Zinc (27063-57B)



## Carb Manifold Adaptors

Fit with our #1303 Manifolds.

**2090** 36mm to 38mm stepped manifold adaptor

**2091** 40-44mm straight through manifold adaptor



## Bendix, Tillotson & Keihin Manifold

**690** Fits HD Panhead 1955-65. For mounting Bendix, Keihin & Tillotson Carbs.

## Lectron & Mikuni Manifold for Panheads

**1303**



## CV Carb Adapter

Adapts the HSR-42 Mikuni or CV carb to a 2-bolt manifold.

**41007** 2 Bolt early style



## Manifold Spacer

Fits 1971-84. Includes 2 gaskets.

**2471** Manifold spacer 3/8" (29250-78)

# Intake Clamps



## Stock Type Intake Manifold Clamp Set

Late type intake manifold clamps. Supplied with seals. Used on all 1978-83 Twins. Replaces OEM 27063-80.

**3475** Stock intake clamps

## Intake Manifold Seals

Used on all Shovelhead intake manifolds (1978-84 & XL intake manifolds late 1978-85)

**14034** 27062-78 (10 pack)



## Chrome Intake Clamp Sets

Includes O-rings or seals for proper year.

**PCP Years/Model/Description**

**3200** 1955-77 BT, 1957-77 XL (27063-57) (pair)

**693** 1978-84 All (27063-80) (pair)

**14541** 1955-77, O-rings (27060-55) (10 pack)

**14034** 1978-84, Flat seals (27062-78) (10 pack)



## S.S. Intake Clamp Pair

**41500** BT Shovel 1978-84



## Intake Manifold O-Rings & Seals

**PCP Description**

**14541** 1955-77 O-Ring (27060-5) (10 pk)

**14034** L1978-84 Flat seal (27062-78) (10 pk)

**14400** 1978-84 Red, silicone (27062-78) (10 pk)



## Aircraft quality Intake Clamps

Stainless steel intake manifold clamp set for all 1955-84 Twins. Intake Clamp is designed to tighten a full 360° because of the shoe we have added under the T-bolt. We feel these are the best clamps available today. Sold as a set with O-rings or seals.

**PCP Years Description**

**41502** 1955-77 O-ring floating clamps (pair)

**3474** 1978-84 Flat seal bridge clamps (pair)

**14541** 1955-77 O-rings, (27060-55) (10 pack)

**14034** 1978-84 Flat seals, (27062-78) (10 pack)



## Stainless Steel Aircraft-Style Intake Clamps

These intake clamps have been improved by reducing the T-bolt diameter in size and bending it to conform to the contour of the clamp. This makes the clamp easier to install. Pairs.

**634** Sportsters and Shovelheads to 1978 (27063-57)

**3201** Sportster and Shovelheads 1978-85 (27066-85T)



**1327**

**1328**

## Chrome, 2 piece, Intake Clamps for Harley

Sold in pairs and **seals are not included.**

**1327** 1955-78 (27071-88T)

**1328** Sportsters and Big Twins 1979-84

# Linkert



## “RUBBER BAND” Type Intake Manifold Conversion kit for 1940-54 Knucklehead & Panhead

Here is a complete conversion kit that will eliminate those troublesome intake manifold leaks common to Knucklehead and Panheads with worn and distorted “plumber” style manifold components.

**5109** Complete Kit


**One Kit Contains:**

- 1 Cast Almag Manifold
- 2 Conversion Nipples
- 2 Nipple to Cylinder Head Seals
- 2 Nipple to Manifold Seals
- 2 Rivets
- 4 Carburetor Mounting Screws

**1738** Manifold Only

**1739** Steel conversion nipple kit only, 19454 O.H.V. 74

**1787** Aluminum weld-in nipple kit only



## Linkert to Bendix Adapter

Mounts to 4 bolt stock manifold to allow use of Bendix or Spigot carb.

**21669**

## Linkert Carburetor Fitting

Chrome fitting with O-ring designed to use 1/4" flexible hose on Linkert carbs.

**1732**



## Intake Manifold Seals

Precision machined brass seals are duplicates of the original Harley part. Available for the following Harley Davidson engines: **1689** 1940-54 O.H.V. 74's



## Intake Manifold Nipple

Threaded steel nipple is exact duplicate of original Harley part. Packaged complete with over-size rivet and heat resistant “O” ring to prevent leakage.

All O.H.V. 74's 1940-54.

**1700**



## Intake Manifold Nuts

Precision machined duplicates of original Harley part. These manifold nuts are guaranteed to fit and seal properly. Available for the following Harley Davidson engines:

**1940-54 O.H.V. 74's**

**1688** Chrome Plated

**5121** Cad Plated

**1936-39 61 O.H.V.**

**5164** Chrome Plated

**5160** Cad Plated




## Linkert Carburetor Gasket Kit

Includes 3 bolt gaskets for 1-1/4" 3 bolt linkerts and 2 insulator gaskets.

**41062**





## Carburetor Cable Brackets

PCP	Application
27336	1957-65, 1972 and 1973 XL (38679-72)
27337	1966-71 XL (27449-66)



## Carb Throttle Shafts

PCP	Description
19580	Throttle shaft and bushing kit 45 1936-on
19581	1-1/4" Throttle shaft BT 1942-48 (27275-24)
19582	1" Throttle shaft Linkert 45 1936-54 (27275-26)
19583	1-1/4" Throttle shaft kit 1-1/4"
19584	1-1/2" Throttle shaft BT 1940-65 (27276-40)
19585	1-1/2" Throttle shaft and bushing kit 1940-65



## Replica Linkert Carburetor Float Lever

Fits FL 1941-1965 and replaces 27381-50. Sold each.  
16122



## Linkert Carb Offset Bracket

Chrome	Parkerized	Application
3817	19082	BT 41-5
-	19083	BT 54-65

## Air Cleaner Mesh Element and Spring

Woven metal mesh element is the same style as original. Spring is for use on J-slot.

PCP	Description
19191	Metal mesh filter with core liner (29036-41)
73516	Spring for J-Slot backing plate (29040-41) (each)



## Colony Carb Mounting Screws 1932-64

8930 Cad (use with insulator spacer)



## Carb Mounting Screw Kit

Perfect reproduction of slotted hex screws used on all Harley Davidson with Linkert carb. (No spacer)

5196 Cad



## Air Cleaner Mounting Screw & Lock Kit

This hardware kit contains 4 correct size hex head screws and 2 steel locks to prevent loosening.

9017 Fits all Twins 1936-55

1816 Fits all Twins 1956-65

## Linkert Carb Float Lever

19225 27381-50



# Linkert



41047

## Replica Linkert Carb

Completely assembled with all internals.

PCP	Type	Year	Model
41043	BT OHV	1941-65	M74



41050

## Linkert Overhaul Kit

Includes needle and seat, float, bushings, springs, float pin, gas-kets and hardware for 1933-65 models..

PCP	Item
41047	Complete kit with cork float
41049	Complete kit with brass float
41050	Kit without float
19109	Brass float only



19109




41044

## Linkert Complete Carb Hardware Assembly Kit

Includes all parts except body.

PCP	Size	Model
41044	1-1/2"	M74B FL 1948-65
41046	1-1/4"	M88I FL 1941-52 (no body)



## Nitryl Float and Needle Valve Assembly

16059 FL 1941-65



## Carburetor Needle Valve Lever Screw

Correct reproduction of OEM 27397-27 screw used on all 1927-65 linkert carbs.

72598 Cad plated



19111

19112

19109

19110

## Reproduction Linkert Carb Parts

PCP	OEM	Item	Model	Type
19109	27380-33	Float	All	Brass
19110	27260-49	Arm & Bracket	Big Twin	49-65
19111	27225-48	Choke	Big Twin	M-74
19112	27363-41	Venturi	Big Twin	M-74B

## Linkert Float Valve Body

Includes needle seat and gasket.

16055	1933-65 (27382-33)
72880	Colony-USA as above





## Replica Intake Manifold Kit

Includes zinc plated cast iron manifold, brass seals, nuts, screws, lockwashers and gasket to fit Knucklehead and Panhead. Fits 1940-54 FL.

**41051**



## Linkert Carburetor Overhaul Kit

For 1-1/2" carbs. Kit includes throttle shaft brass float, needle, seat, float, bushings, springs, float pin, gasket, carburetor bowl large nut with stud, lockwasher locknut and copper filled seal washer. 7/16 x 27 threads on needle and seat assembly. Fits 1941-52 EL and 1941-65 FL.

**41060**



## Linkert Carb Float Bowl

Float bowl with alloy finish fits 1936-40 EL and 1941-65 FL models. Does not have drain screw hole provision.

**73756**



**41031**

## Linkert Carburetor Overhaul Kits

Kits for VL 1933-36, WL 1933-52, EL 1936-40, UL 1937-48, FL 1941-65.

### PCP Description

- 41029** Black foam float, steel needle with 7/16x27 threads
- 41030** Replica kit with 1-1/2" throttle shaft, float bowl nut and float lever
- 41031** Includes float lever and pins



## Linkert Choke Shaft Kit

3 Piece kit includes choke shaft, door and detent area for 1-1/2" carburetors. For 1948-65 FL.

**73765**

## Linkert Carb Valve Shoulder Bolt

Linkert carburetor valve lever shoulder screw Fits FL 1941-1965 and replaces 27397-27.

**16130**



## Throttle & Spark Cable Clamps

1952-72 KH, XL, XLH, XLCH and 1971-72 FX brake cable bracket. Also for 1968-72, 1974 FL, FLH, FX throttle cable bracket. Replaces 45218-52.

**72041**

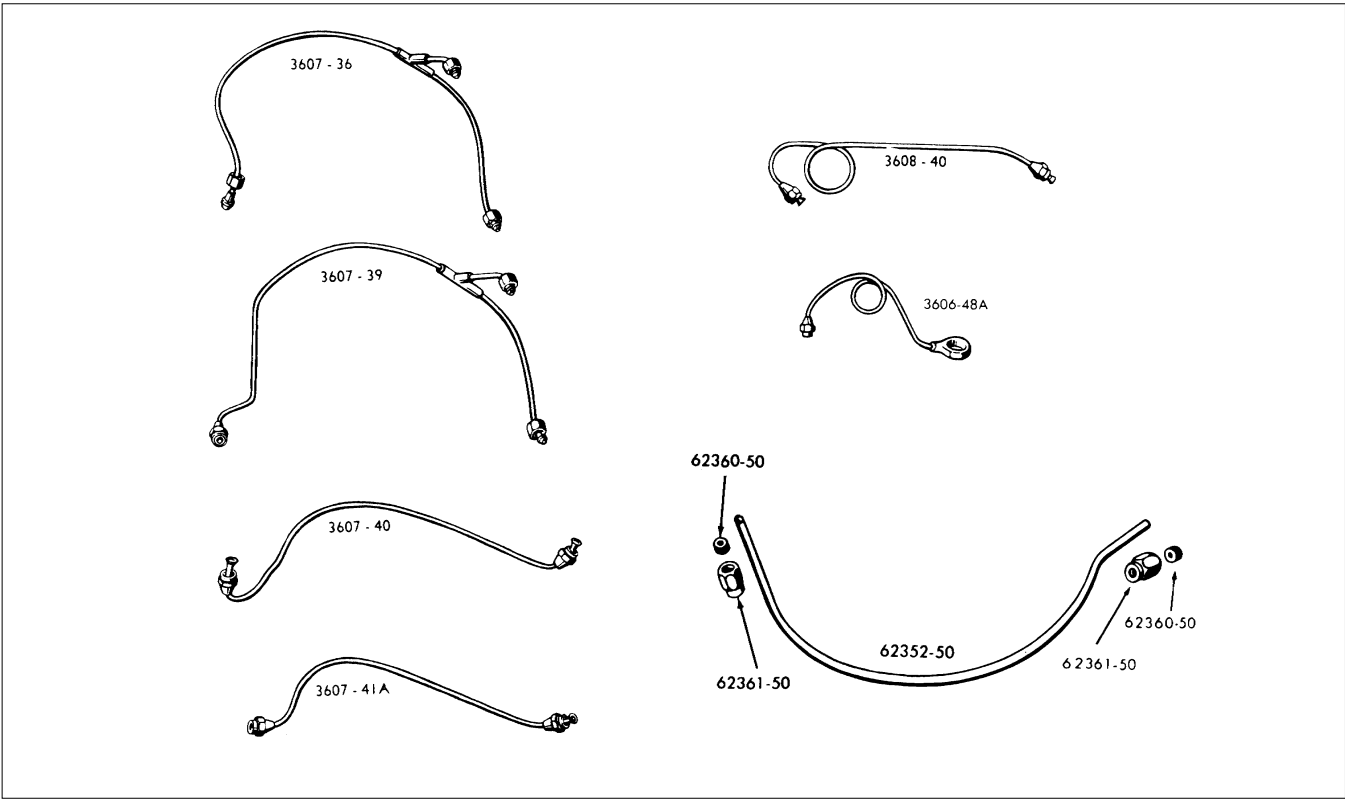




**Colony Linkert Low Speed Needle Valve**  
Accurate reproduction of OEM 27337-27 needle valve for use on 1948-65 1-¼” and 1-½” carburetors. 3-½” long needle with Type 1 large head.  
**72695**




**Colony Linkert Low Speed Needle Valve**  
Accurate reproduction of OEM 27337-27 needle valve for use on 1948-65 1-¼” and 1-½” carburetors. 3-½” long needle with Type 2 small head.  
**72696**



Steel Gas Lines		
Fit tank to carburetor, tin or chrome finish.		
PCP	OEM	Description
19502	3607-36	OHV 1936-38
19503	3607-39	OHV 1939
19504	3607-40	OHV 1940-41
19505	3607-41A	OHV 1942-49
19506		As above, chrome
19507	62352-50	OHV 1950-65
19508		As above, chrome

Crossover Fit Tank to Tank		
Tin finish unless noted.		
PCP	OEM	Description
19484	62355-40 3608-40A	BT OHV 1940-47
19485		As above, chrome
19486	62355-48	OHV 1948
19487	62355-48A 3606-48A	OHV 1949-56
19488	62355-48B	OHV 1957-65
19489		As above, chrome
12601	62361-50	Gas line nut, cad (each)
14099	62360-50	Gas line rubber sleeve 50-65 (10 pk)





## Linkert Carb Misc. Hardware (custom orders)

PCP	OEM	Item	Application
16117	27037-33	Early float bowl	
16016	27043-41	Spacer	45 WLA
16017	27215-33	Choke shaft	45 & SV BT
16018	27218-48	Choke shaft	BT 1930-47 all
16019	27219-36	Air in shaft stop	BT
16054	27225-24	1-1/4" Choke disc	1930-47
16062	27252-37	Lever	ULH +45, 1935-48
16082	27260-40	Lever	1940-47 OHV
13000	27270-49	Lever screw spring	
16085	27280-40	1-1/2" Throttle door	61"
16086	27280-40A	Oversize throttle door	
16087	27280-51	Throttle disc (9-X)	BT
18537	27290-24	Shaft bushing set	
13013	27291-32	Shaft spring	
16088	27297-27	HS Needle valve	45, BT
16089	As above	Oversized	
16090	27298-40	HS Needle	WLA
16091	27297-40	HS Needle valve	BT 1940-49
16092	27300-50	HS Needle valve	BT 1950-65
16093	27318-41	Fixed Jet	45 1941-43, BT 1941-54
16094	37318-50	Fixed jet #18	BT 1951-65
16095	27318-50	Fixed jet #19	BT 1951-65
13014	27330-33	Nozzle spring (10 pk)	
16110	27331-33	Main nozzle	SV 1933-53
16111	27331-40	Main nozzle	OHV 1940-51
16112	27332-50	Main nozzle	BT 74B
16113	27337-27	Low speed needle valve	All
16114	27340-33	1", as above	
16115	27345-41	Spring collar	
13015	27349-27	Needle valve spring	BT 1933-65
72332	27362-30	1-1/16" Venturi	45
72338	27363-41	1-5/16" Venturi	M74B
72342	27364-41	15/16" Venturi	45WLA
16118	27371-36	Late float bowl	
19109	27380-50	Brass Float	
19225	27381-50	Replica float lever	
16123		Float pivot nut and bolt	
16125	27383-11	Float pivot pin w/caps	
16126	27383-11A	Float pin w/caps	
16127	27390-33	Bowl valve cover cap	
16128	27391-36	Bowl gasket	
16129	27395-27	Needle valve lever	
72598	27397-27	Valve lever screw	
13016	27405-26	Choke mech. spring	BT 1926-65
1503	27450-36	Cable block end	



## Throttle Control Parts

Handlebar Plunger Kit, replaces OEM# 56271-36  
Fit 1937-48, 74 & 80 Twins (OEM# 9281, 56270-36, 56278-10 & 56281-31)  
**51000** Kit



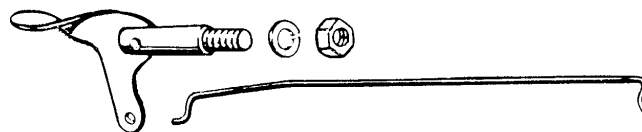
## Carburetor Bowl Lock Nut Kit

Carburetor bowl lock kit includes copper gasket, nut and lockwasher. Fits all 1930-1965 Harley Twins with Linkert Carb.  
Replaces OEM# 27375-29  
**8901** Chrome Plated  
**8902** Cad Plated



## Chrome Plated Oval Head Screw Kit

5/16-24 x 23/32 Long. Slotted oval head screws to fit various applications such as stock Harley air cleaner and tank shift guide.  
Replaces OEM# 33822-36.  
**5207** 3 Pack



## Linkert Choke Rod Kit

Choke rod and lever assembly used on all Big Twins with linkert style carb. An exact reproduction of the original with a chrome plated lever.

**19519** 1941-47 Knuckle  
**3819** 1948-65 Panhead  
**19631** 1948-65 Rod (27244-48)  
**19632** 1941-47 Rod (27244-40)

# Linkert Carburetor Venturi

## Carburetor Data Chart

1-1/2" Linkert M Series Carburetors			
OEM	Model	Venturi Size	Application
1134-40	M-25	1-5/16"	1940 E, EL, E1941 F, FL
1134-40 27126-40	M-75	1-5/16"	L1941 FL, FLH optional for 1942-48F, FL
1134-40A	M-35 M-35T M-35TP	1-1/8"	1941-48 E, EL, 1942-48 F, FL (27128-40)
27128-48	M-36 M-36A	1-1/8"	1949-E50 61 E1949 F, FL field conversion for M-36
27128-48	M-61	1-1/8"	L1950-52 E, EL
27128-48	M-61B	1-1/8"	Later replacement carb for 1949-52 61
27130-48	M-45 M-45A	1-5/16"	L1949-E50 F, FL field con- version for M-45
27130-48	M-74	1-5/16"	L1950-E51 F, FL
27130-48	M-74B	1-5/16"	L1951-65 F, FL
27146-52	M-53	19/32" 1-1/4"	1952-54 K
27146-52A	M-53A1	1-5/16"	1955-56 KH

1-1/4" Linkert M Series Carburetors			
OEM	Model	Venturi Size	Application
1134-30	M-2 M-31 M-21	1-1/16"	1930-33 all 74 except Com- mercial, 1930-36 DLD and RLD, 1936 RL
1134-33	M-31 M-41	1-1/16"	1933 VLD, 1934-35 74, 1937-41 WL/D, 1936 VLD
1134-35	M-41L	1-1/8"	1935-36 VLH
1134-36	M-5	1-1/16"	1936-39 E and EL
27128-36	M-55	1-1/16"	1936-39 E and EL, 1950's replacement carb
1134-37 27122-37	M-51	1-1/16"	1937-48 U and UL 1942-48 WL, WLD 1942 US Navy
1134-37A	M-51L	1-1/8"	1937-41 UH and ULH
1133-40M	M-64	1-1/16"	1940 WLA
1134-40M	M-65	1-1/16"	1940 UA
1133-41M	M-84 M-641	1-1/16" 15/16"	early 41WLA unknown military model with oil bath fitter
1133-41M	M-88	15/16"	Later 41WLA, all 42WLA, 1942- 43 WLC, 1949-E51 WLA
1134-41T	M-97	1-1/16"	1941 TA
1134-41	M-90	15/16"	1942 ELC and 1942 ELA
1134-42M	M-58	1-1/16"	1941-42 US (South Africa) 1943-44 US (Navy)
27122-37	M-52	1-1/16"	1949-E51 45 (except W and Servi-Car)
27122-37	M-54	1"	L1951-52 45W and Servi-Car
1133-41M	M-54B	1"	L1951-52 WLA

1" Linkert M Series Carburetors			
OEM	Model	Venturi Size	Application
1133-30	M-4 M-11	7/8"	1930-35 D, R and Servi-Car
1133-30	M-16	7/8"	1930-35 RL 1930-35 74 Commercial
1133-36 27120-36	M-16	7/8"	1936-48 R, W and Servi-Car
27120-30	M-18	7/8"	1949-58 W and Servi-Car
27150-42	M-17R	13/16"	1942 XA right cylinder
27151-42	M-17L	13/16"	1942 XA left cylinder



72336

Venturis for Linkert Carburetors all HD 1930-65			
Precision machined aluminum Venturis from Colony.			
PCP	OEM	Size	Carb Model/Application
72328	27360-29	7/8"	M4, M11, M16, M18
72330	27361-30	1"	M31, M42, M54, M54B
72332	27362-30	1-1/16"	M2, M5, M21, M41, M51, M52, M55, M58, M64, M65, M84, M97
72334	27363-30	1-1/8"	M41L, M51L
72336	27363-40	1-1/8"	M61B, M61, M36A, M36, M35, M35T, M35TP
72338	27363-41	1-5/16"	M74B, M74, M45A, M45
72342	27364-41	15-16"	M88, M90, M641



## Gas Strainer Cap

Reproduction of original Harley cap and gaskets. Fits Big Twins and 45's 1932-1964. OEM 62268-32 cap, 62270-32 gskt.

**8925** Chrome

**8926** Cad



## Gas Strainer Assembly

Cad plated in line style gas strainer is exact duplicate of OEM 3623-39 used on 1939-41 Twins. Includes screen and gasket.

**9661**



## Gas Strainer Rebuild Kit

OEM 3627-39 screen, 3613-39 gasket and body to carburetor gasket to rebuild in line style gas strainer used on all Twins 1939-41.

**9731**



## Gas Strainer Screen

OEM style brass screen assembly and gaskets. Fits BT and 45's 1932-1964. (62265-32 screen, 62270-32 gasket.)

**8927**



## Gas Strainer Assembly

Nickel plated gas strainer is exact duplicate of OEM 3623-32 used on Twins 1932-38. Includes cap, gaskets and screen.

**9659**



## Gas Strainer Assembly

Cad plated gas strainer is exact duplicate of OEM 3623-41M used on Twins 1942-49. Includes cap, gasket and screen.

**9660**



## Gas Strainer Assembly

Cad plated strainer is exact duplicate of OEM 62250-50 used on BT 1950-65. Includes cap, gasket and screen.

**9662**

# Air Cleaners



## 7" Nostalgic Style Air Cleaner

Air cleaner with center screw available to fit Bendix, Keihin and Linkert carbs. Includes backing plate chrome cover and foam element. Approximately 3" thick.

PCP	Item	Style	Fit	Mount Holes
45297	Air cleaner	Smooth	Linkert	4
45296	Air cleaner	V-Logo	Linkert	4
45308	Backing plate		Linkert	
45338	Air cleaner	Smooth	Bendix-Keihin	3
45337	Air cleaner	V-Logo	Bendix-Keihin	3
45365	Backing plate		Bendix-Keihin	
45343	Cover	Smooth	Any	
45344	Cover	V-Logo	Any	
6670	Element	Foam	Super B/D	

## 8" EVO Type Air Cleaners for Pre 1984

Includes chrome cover, foam element and backing plate. Order brackets separately.

PCP	Description
45325	Bendix-Keihin
6670	Foam element



## Eagle Spirit Collection

Chrome die-cast air cleaners with 3 bolt mounting and venturi style backing plates for Keihin and Bendix use. Points cover fits 1970-up FX-FL models with horizontal screws.

6590	New Era air cleaner (not CV carbs)
6591	Center screw cleaner (not CV carbs)
45112	Points cover (32588-70A)
6592	Derby cover, 3 bolt (25391-84T)

## Round Chrome Screen Air Cleaner

- 5" O.D. Smooth chrome air cleaner with chrome mesh
- 3 Bolt flange and vent fitting
- Fits Bendix and Keihin carbs

PCP	Screen Width
59214	1" screen
59215	1.5" screen



## Round Air Cleaner

- Smooth chrome air cleaner with chrome mesh
- Includes element & backing plate for Bendix carburetor
- Fits 1972-84 FL, FX, 1972-87 XL, 1979-89 FLT, 1982-89 FXR and 1984-89 FXST

21027



# Air Cleaners



**Air Cleaner Kit**  
Copper mesh air cleaner element with perforated screen, spring, four pins and backing plate for J-slot air cleaner. Fits 1941-55 FL  
**59227**



**6" Chrome Air Cleaner Cover**  
Chrome cover to be used with J-slot backing plate. Fits 1936-41 EL and U.  
**45177**



**Air Cleaner Backing Plate**  
Parkerized finish.  
**PCP    Type    Application**  
**45363**   J-Slot   1941-55 FL  
**45365**   Linkert   1956-65 FL



**7" Air Cleaner Cover**  
Polished stainless steel 7" cover with 4 J-slots and drain hole. Has 2 holes to accept brass tag. Fits FL 41-65 & WL 41-52.  
**19722**



**7" Bird Air Cleaner With Chrome Cover**  
Bird faces forward when mounted on the right side. Fits 1941-65 FL. Has J slot backing plate.  
**45368**



**Linkert Air Cleaner Mounting Hardware**  
Support bracket secures center screw cover to 4 bolt backing plate.

PCP	Item	Fitment	OEM
16368	Support bracket	All	29050-56
9017	Screw kit	1936-55	29155-36
1816	Screw kit	1956-65	29060-56

# Air Cleaners & Breathers



## Tear Drop Air Cleaner Assembly

Tear drop style die cast air cleaner assembly. Fits all the bolt Carbs, Bendix Keihin, Tillotson, & S&S units (not E or G).

**1229** Air cleaner cpt. (29205-87T)



45313 Installed



6661

## Original Style Chrome Oval Air Cleaner

Complete assembly includes element, cover, screws and backing plate. Fits 1967-on Bendix and Keihin carbs only.

### PCP Description

- 45313** Complete Bendix assembly 1972-75
- 45339** Complete Keihin assembly
- 6661** Uni-filter element (29036-72)
- 45314** Cover only (29084-73)
- 45366** Keihin backing plate only (29009-86)
- 72324** Chrome cover philipps screws (2 pack)
- 72323** Backing plate mounting screw kit BT 1966-77



## Aluminum Linkert Carb Cover

Crocker style spoon shaped smooth alloy cover for Linkert two bolt mounting. Fits 1941-65 FL.

**45065**

**9A-40**



827



1216

## Custom Air Cleaners (Not For CV Carbs)

Air cleaner includes filter

### PCP Fits

- 827** Bendix-Keihin w/chrome mesh (29002-85T)
- 1216** Bendix-Keihin (3" thick x 7" L)



77101



4634

## Crankcase Breather Assembly

Mount your breather in plain view instead of hiding it behind your engine or transmission case. Comes complete with a one-piece filter molded to a lightweight chrome end cap, a chrome zinc die-cast mounting base with 5/16" inlet and a hose clamp. The hose clamp holds the filter to the base when the vent hose is installed.

**77101** Complete assembly

**4634** BT 1975-on replacement filter ONLY (no chrome)  
2" diameter x 1/2" height



## Paughco Chrome Teardrop Air Cleaner Cover

Accurate reproduction of stock cover. No filter element.

### PCP Carb Type

- 75076** Linkert
- 75077** Bendix, Early Keihin, & Tillotson

# Air Cleaners



## The Airmaster

Easily installed in any stock or aftermarket three bolt mounted air cleaner. The polished Airmaster increases air flow by nearly 6% or 10 more cubic feet per minute. Complete with gasket and allen screws.

**1924**



## Chrome Air Cleaner Brackets

Fits 883-1100-1200 XL models from 1985-87. Mount holes are 5" c/c.

**27023**

Note: These support brackets will not work with #45336 series round air cleaners or #6591 air cleaners



## Air Cleaner Cover Screws

Chrome reproduction Phillips screws (OEM 2402) to mount air cleaner cover on 1966-77 BT and 1956-77 XL


**72324**



## Air Cleaner Backing Plate Screw Kit

OEM style fasteners used on 1966-77 BT.

**72323**



## Chrome Air Cleaner Support Brackets

For installing custom round or teardrop air cleaners.

PCP	#	Application
<b>4372</b>	C	Shovel 1966-84 (29206-87T)
<b>4373</b>	D	Sportster 1957-85 (29207-87T)
<b>4374</b>	E	XL 1985-90 (29208-87T)
<b>4741</b>	A	S&S Big Twin 1967-84



## Throttle Clamp Sets

Die-cast clamp sets include the upper and lower clamp with screws.

PCP	Application	Type	Finish
<b>4784</b>	73-81	Single	Chrome
<b>73546</b>	73-81	Single	Black
<b>4785</b>	82-95	Dual	Chrome
<b>73547</b>	82-95	Dual	Black



## Air Cleaner Brace

Chrome support brace for all BT and XL with the stock Bendix or Keihin carburetor. This support bracket will greatly help eliminate vibration and manifold leaks when using custom air cleaners.

PCP	Model
<b>2470</b>	XL 1954-85
<b>2469</b>	BT 1970-84

# Throttle Cables




## Barnett Throttle Cables

All Barnett throttle cables are made with black PVC coated stock diameter nylon lined casing with 3/64" extra flexible (7 x 7 strand) inner cable for extra long life. All cable fittings and elbows are bright nickle finish.

## Barnett Misc. Carb Cables

PCP	Size	Description
7420	38"	Throttle cable S&S,SU,Bendix 76-80 w. 90 degree elbow.
7421	38"	As above, stainless steel
47004		Throttle cable SU,Bendix 81-95 w. 90 degree elbow
2234		For early type Mikuni carb conversion 38-44mm , universal, not for HS40 and newer
47000	40"	Throttle cable Mikuni HS 40 kits thru 1995 130 degree elbow
47002	40"	Idle cable, as above
47007	36"	Throttle cable Mikuni HS-42/45 1981-95 130 degree elbow
47011	38"	Throttle cable S&S Super E,G 1981-95 130 degree elbows
47832		S.S. as above
47012	38"	Idle cable, as above
47833		S.S. as above
7424	35"	Throttle cable S&S (not super E,G), SU, Bendix 1981-95, 130 degree elbow
7426	35"	Idle cable, as above
7425	41"	Throttle cable, as above
7427	41"	Idle cable, as above



## Carburetor Cable Brackets

PCP	Application
27336	1957-65, 1972 and 1973 XL (38679-72)
27337	1966-71 XL (27449-66)



## Barnett Throttle Cables For Mikuni HS40 Kits Mikuni Thru 44mm (Not HS 40/42/45)

47000	Throttle cable (pull) 40" 130 degree 1982-95
47001	Throttle cable +6" (pull) 130 degree 1982-95 (47" outer)
47002	Idle cable (push) 40" 130 degree to 1982-95
47003	Idle cable +6" (push) (47" outer)
47004	Adapts 1981-95 stock throttles to Mikuni carbs thru 44mm not HS 40/42/45



## Internal Throttle and Spark Control Cables

Reproduction inner throttle and spark control wires and outer housings. The inner wire is .050" diameter and 66" long. The outer housing is a 53" long flexible wound coil with a PVC covering and has the end plug swaged in place. Fits FL 1953-74, FX 1971-73, XL 1957-73.

### Components

4387	Outer housing (56503-65)
------	--------------------------



## Chrome Throttle Clamps

Clamps feature smooth design, upper and lower pieces with screws for single or dual cable applications.

PCP	Application
73506	Single 1974-81
73507	Dual 1982-95



# Throttle Cables



## Chrome Throttle Cable 76-80

PCP	Size
5712	STD
5713	+6"



## Chrome Cable Wrap—60" Long

Classic 50's style dresser trim item.


**45196** Small diameter 3/16"



## Chrome Cable Clamps

Holds hanging throttle cables in place. Machined from alloy and chrome plated. Clamps onto 1" bars.

<b>27525</b>	Single cable
<b>27526</b>	Dual cables



## Control Cable Guide Hook

Replaces OEM 45092-66. Stock on 1966-89 FL's but has many universal applications.

**3980** Control hooks (5 pk)



## Cable Routing "L" Bracket

Chrome bracket used for 1/2" O.D., on brake, clutch cables and hoses. 1/4" mounting hole.

**16200** Each



## Chrome Dual Throttle Cable Separator

Features 2 piece design.

PCP	Holes	Bar Size
<b>73508</b>	2	Cable separator
<b>73509</b>	1	1"
<b>73510</b>	2	1-1/4"
<b>73511</b>	2	1"



## Big Twin Throttle or Idle Cable Assemblies.

Available in black vinyl or braided stainless steel (not clear coated) with correct end fitting for each application. Also available in overstock length, as noted.

Stainless	Black	Description
-	<b>47200</b>	1974-75 All stock
<b>3659</b>	<b>534</b>	1976-80 Stock
	<b>2537</b>	As above +6"
<b>5705</b>	<b>2237</b>	1981-89 FX, FLH, FXST, FLST Stock throttle cable
-	<b>47426</b>	As above +12"
<b>5704</b>	<b>2238</b>	Stock dual idle 1981-89 (56323-81)
-	<b>47427</b>	As above +12"

## Heat Shrink Tubing for Braided Cables

Use clear heat shrink tubing on all braided stainless steel cables to prevent scratching of chromed or painted surfaces. Kit contains 4-16" long heat shrink tubes to cover 2 throttle cables, 1 clutch and 1 speedo cable.



PCP	Application
<b>28713</b>	Cable sleeve kit
<b>28714</b>	3/8" x 10' roll
<b>28715</b>	1/2" x 10' roll
<b>28716</b>	3/4" x 10' roll



**73620**



**73623**

## Retro Throttle Housing

Old school style for single cable.

<b>73620</b>	Black
<b>73623</b>	Chrome

# Barnett Cables

Barnett's smooth working, long lasting cables are virtually indestructible and are made from the finest components available. Casings are constructed from hard drawn spring wire and all fittings, ferrules and adjusters are machined in house from brass, aluminum and stainless steel to stringent specifications. All Barnett throttle cables are made with black PVC coated stock diameter nylon lined casings with 3/64" extra (7x7 strand) inner cable for extra long life. All cable fittings and elbows have a bright nickel finish. **All stainless cables have an anti-abrasive clear coat to protect paint and polished metal.**

THROTTLE CABLES					IDLE CABLES				
OEM	Black Vinyl		Stainless Steel		OEM	Black Vinyl		Stainless Steel	
	STD	+6"	STD	+8"		STD	+6"	STD	+8"
56306-88	47226	47227			56305-88	47228	47229		
56306-90	47230	47231			56309-86	47210	47211		
56308-86	47208				56309-88	47214	47215	47802	47803
56308-88	47212	47213	47800	47801	56323-81C	47206	47207+8"	47810	47811
56313-76	47202	47203+8"			56327-81B	47218		47814	47815
56314-78	47200				56337-83	47225			
56320-77	47202				56342-88	47239			
56324-81C	47204	47205	47808	47809					
56328-81B	47216		47812	47813					
56336-83	47224								
56343-88	47238								

	THROTTLE CABLES		CABLES		IDLE CABLES			
	Black Vinyl	Stainless Steel	Black Vinyl	Stainless Steel	Black Vinyl	Stainless Steel	Black Vinyl	Stainless Steel
	STD	+8"	STD	+8"	STD	+8"	STD	+8"
<b>Sportster Models</b>								
XLCH 1974-75	47200							
XLCH late 1976-79	47202	47203						
XLCH 1977-78	47202	47203						
XLH 1974-E76	47200							
XLH L 1976-80	47202	47203						
XLH 1981-85	47204	47205	47808	47809	47206	47207	47810	47811
XLS 1979-80	47202	47203						
XLS 1981-85	47204	47205	47808	47809	47206	47207	47810	47811
XLX 1983-85	47204	47205	47808	47809	47206	47207	47810	47811

<b>For Big Twin Models</b>								
FL Models 1974-76	47200							
FL with 4-speeds 1976-80	47202	47203						
FL with 4-speeds 1981-84	47204	47205	47808	47809	47206	47207	47810	47811

	THROTTLE CABLES		CABLES		IDLE CABLES			
	Black Vinyl	Stainless Steel	Black Vinyl	Stainless Steel	Black Vinyl	Stainless Steel	Black Vinyl	Stainless Steel
	STD	+8"	STD	+8"	STD	+8"	STD	+8"
FLHT 1983	47204	47205	47808	47809	47206	47207	47810	47811
FLHTC 1983	47204	47205	47808	47809	47206	47207	47810	47811
FLT 1981	47216		47812	47813	47218		47814	47815
FLT 1982-83	47204	47205	47808	47809	47206	47207	47810	47811
FLTC 1981	47216		47812	47813	47218		47814	47815
FLTC 1982-83	47204	47205	47808	47809	47206	47207	47810	47811
FXB 1980	47202	47203						
FXB 1982	47204	47205	47808	47809	47206	47207	47810	47811
FXDG L 1983	47204	47205	47808	47809	47206	47207	47810	47811
FXE 1973-75	47200							
FXE 1976-80	47202	47203						
FXE 1981-84	47204	47205	47808	47809	47206	47207	47810	47811
FXEF 1979-80	47202	47203						
FXEF 1981-85	47204	47205	47808	47809	47206	47207	47810	47811
FXR 1982-89	47204	47205	47808	47809	47206	47207	47810	47811
FXRT 1983-89	47224				47225			
FXS 1977-80	47202	47203						
FXS 1981-82, FXSB 1983-85	47204	47205	47808	47809	47206	47207	47810	47811
FXWG 1980	47202	47203						
FXWG 1981-86	47204	47205	47808	47809	47206	47207	47810	47811