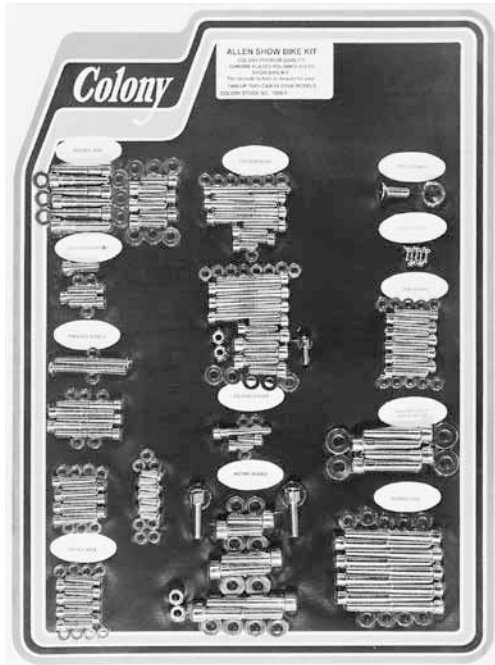


Section 15A

Hardware



Chrome Polished Allen Motor Show Bike Kits


Complete motor kit includes everything needed to mount the following: rocker box, primary cover, lifter base, transmission covers, oil pump, air cleaner, cam cover, point cover, timing plug, motor mounts (early XL motor mounts include spacers). Sportster kits also include fasteners for sprocket cover, rear master cylinder and generator. Twin Cam 88 kits also include fasteners for motor case and oil hose cover. Button head allens and flat head allens are used where necessary.

- 7938** FLT 5 speed 1979-84
- 7937** Shovelhead 1978-84
- 7936** Shovelhead 1976-77
- 7935** Shovelhead 1970-77
- 7931** Sportster 1977-85
- 7930** Sportster 1971-76

Bearings	2-5
Bronze Bushings	8
Keys/ Locktabs	6
Nuts	9
O-Rings	10
Pins	12
Seals	11
Shims	6
Snap Rings	7
Springs	11
Studs	10

EASY REFERENCE: Use Factory parts book to obtain OEM # , then look up in our complete listings of seals, gaskets, springs, nuts, O-Rings, keys or lock tabs.

Please order by PCP #



Chrome Show Bike Kits in Acorn & Cap Style

Acorn	Cap	Description
117	134	Knucklehead 1936-39
118	135	Knucklehead 1940-47
119	171	Panhead 1948-57
	172	Panhead 1958-65
122		Shovelhead 1970-75
123		Shovelhead 1976-77
124	193	Shovelhead 1978-84
5150	194	Shovelhead FLT 5 speed 1979-84

Roller Sets

1940-54 Big Twin left side case rollers

Size	24 set	100pk	OEM
Std	957	15374	9220
.0002	958	15375	9221
.0004	959	15376	9222
.0006	960	15377	9223
.0008	961	15378	9224
.001	962	15379	9225
.002		15380	

1940-54 OHV Big Twin, 37-48 SV BT right

Size	12 set	100pk	OEM
Std	963	15381	9261
.0002	964	15382	9262
.0004	965	15383	9263
.0006	966	15384	9264
.0008	967	15385	9265
.001	968	15386	9266

Bulk pack rod rollers

XL 1957-present

Size	Long	OEM	Short	OEM
-.0002	15365	9450		
Std	15366	9150A	15357	9441A
.0002	15367	9152A	15358	9442A
.0004	15368	9154A	15359	9443A
.0006	15369	9156A	15360	9444A
.0008	15370	9158A	15361	9445A
.001	15371	9160A	15362	9446A
.002	15372		15363	
.003	15373		15364	

Big Twin 1941-72

Size	Long	OEM	Short	OEM
Std	15324	9171A	15316	9101A
.0002	15325	9172A	15317	9102A
.0004	15326	9173A	15318	9103A
.0006	15327	9174A	15319	9104A
.0008	15328	9175A	15320	9105A
.001	15329	9176A	15321	9106A
.002	15330		15322	
.003	15331		15323	

45" Flathead 1929-73

Size	Long	OEM	Short	OEM
Std	15336	9241	15332	9301
.0002			15333	
.0006	15337	9244	15334	9304
.0008			15388	9305
.001	15338	9246	15335	9306

Big Twin 1973-present

Size	Long	OEM	Short	OEM
-.0002	15356	9185	15365	9450
Std	15348	9180B	15357	9441A
.0002	15349	9180	15358	9442A
.0004	15350	9181	15359	9443A
.0006	15351	9182	15360	9444A
.0008	15352	9183	15361	9445A
.001	15353	9184	15362	9446A
.002	-		15363	
.003	15355		15364	

1955-57 BT, 57-76 XL right side case rollers

Size	24 set	100pk	OEM
Std	1012	15342	9421
.0002	1013	15343	9422
.0004	1014	15344	9423
.0006	1015	15345	9424
.0008	1016	15346	9425
.001	1017	15347	9426

1958-86 Big Twin right side case rollers

Size	28 set	100pk	OEM
Std	15050	15374	9220
.0002	15051	15375	9221
.0004	15052	15376	9222
.0006	15053	15377	9223
.0008	15054	15378	9224
.001	15055	15379	9225
.002	15056	15380	

45 Right crankcase rollers

Size	12 set	100pk	OEM
Std	2690	15336	9241
.0006	2691	15337	9244
.001	2692	15338	9246

45 Left crankcase rollers

Size	24 set	100pk	OEM
Std	2687	15339	9321
.0006	2688	15340	9324
.001	2689	15341	9326

Big Twin clutch hub rollers (20 packs)

Size	PCP	OEM
Std	2628	9540A
.0002	2629	9541
.001	2630	9542



Roller Bearings (100Packs)

Rod Rollers

(#) Denotes number of rollers required.

45" Short rollers for female rod (24) 53-E54 BT Right crankcase (12)			
PCP	OEM	Size	Specs
15332	9301	Std	.250x.270
15333	9302	+ .0002	
15391		+ .0004	
15334	9304	+ .0006	
15388	9305		
15335	9306	+ .001	
45" Long rollers for male rod (12) 45" Right crankcase			
PCP	OEM	Size	Specs
15336	9241	Std	.250x.550
15337	9244	+ .0006	
15392		+ .0008	
15338	9246	+ .001	
45" & L54 BT Left crankcase (12)			
PCP	OEM	Size	Specs
15339	9321	Std	.250x.360
15340	9324	+ .0006	
15341	9326	+ .001	

30-54 BT Left crankcase (24) 58-on BT Right crankcase (28) All interchangeable wheels using roller bearings			
PCP	OEM	Size	Specs
15374	9220A	Std	.250x.490
15375	9221A	+ .0002	
15376	9222A	+ .0004	
15377	9223A	+ .0006	
15378	9224A	+ .0008	
15379	9225A	+ .001	
15380	9225+2	+ .002	
30-54 OHV BT Right crankcase (12) 37-48 SV BT Right crankcase			
PCP	OEM	Size	Specs
15381	9261	Std	.250x.600
15382	9262	+ .0002	
15383	9263	+ .0004	
15384	9264	+ .0006	
15385	9265	+ .0008	
15386	9266	+ .001	

Early Type 74" Rod Rollers

51-72 74" OHV (36)			
PCP	OEM	Size	Specs
15316	9101A	Std	.1875x.329
15317	9102A	+ .0002	
15318	9103A	+ .0004	
15319	9104A	+ .0006	
15320	9105A	+ .0008	
15321	9106A	+ .001	
15322	9106A+2	+ .002	
15323	9106A+3	+ .003	
15324	9171A	Std	
15325	9172A	+ .0002	
15326	9173A	+ .0004	
15327	9174A	+ .0006	
15328	9175A	+ .0008	
15329	9176A	+ .001	
15330	9176A+2	+ .002	
15331	9176A+3	+ .003	

Late Type 74" & 80" Rod Rollers

73-on 74" & 80" OHV (17) (3/16"x .585)			
PCP	OEM	Size	Specs
15348	9180B	Std	.1875x.585
15349	9180	+ .0002	
15350	9181	+ .0004	
15351	9182	+ .0006	
15352	9183	+ .0008	
15353	9184	+ .001	
15355	9186+3	+ .002	
15356	9185	- .0002	

73-on BT Rod Rollers (34) 54-on Sportster (34)			
PCP	OEM	Size	Specs
15357	9441A	Std	.1875x.294
15358	9442A	+ .0002	
15359	9443A	+ .0004	
15360	9444A	+ .0006	
15361	9445A	+ .0008	
15362	9446A	+ .001	
15363	9446A+2	+ .002	
15364	9446A+3	+ .003	
15365	9450	- .0002	

54-85 K and Sportster (17)			
PCP	OEM	Size	Specs
15387	9161	- .0002	
15366	9150A	Std	.1875x.480
15367	9152A	+ .0002	
15368	9154A	+ .0004	
15369	9156A	+ .0006	
15370	9158A	+ .0008	
15371	9160A	+ .001	
15372	9160A+2	+ .002	
15373	9160A+3	+ .003	
57-on Sportster (13) 55-57 BT Right crankcase (12)			
PCP	OEM	Size	Specs
15342	9421	Std	.1875x.800
15343	9422	+ .0002	
15344	9423	+ .0004	
15345	9424	+ .0006	
15346	9425	+ .0008	
15347	9426	+ .001	

Transmission Rollers

(#) Denotes number of rollers required.

45" Countershaft (24)			
PCP	OEM	Size	Specs
15300	9075	Std	.114x.750
15301	9076	+ .0004	
15302	9077	+ .0008	
45 Countershaft & mainshaft (40)			
PCP	OEM	Size	Specs
15303	9090	Std	.152x.625
15304	9091	+ .0004	
15305	9092	+ .0008	
41-E77 BT Countershaft & mainshaft (88) 45" Mainshaft (44)			
PCP	OEM	Size	Specs
15306	9084	Std	.125x.615
15307	9085	+ .0004	
15308	9086	+ .0008	
15309	9086+1	+ .001	
L64-on K model & XL mainshaft (23)			
PCP	OEM	Size	Specs
15310	9095	Std	.1562x.615
15311	9096	+ .0004	
15312	9097	+ .0008	

BT 58-on Clutch Hub Rollers

20 Used

PCP	OEM	Size	Specs
15313	9540A	Std	.219x.485
15314	9541	+ .0002	
15315	9542	+ .001	

Bearings



Ball Bearings

PCP	OEM	Description	PCP	OEM	Description
15700	8860	5/16" Ball bearing XL clutch ramp XL 1971-on, stem bearing cup XL 1954-78, kick arm pivot spring XL E79-on (50 package)	15714	9010	Wheel rear XL 1954-72 (double)
15574	8873	3/8" Pump check valve BT 1941-on (10 pack)	15715	9020	Transmission mainshaft BT 4 speed 1941-on
15702	8878	Starter motor XL 1981-90	15716	9025A	Transmission mainshaft XL 1952-90
15704	8885	Clutch ramp XL 1984-on	15718	9040	Chain housing inner BT 1970-78 4 speed
15705	8975	Chain housing inner BT 5 speed 1980-E84	15719	9061	Inner chain housing 1979-E84 BT 4 speed
15706	8978	Trans case M/S BT 5 speed 1980-E84	15720	9073	Chain housing inner BT 1965-69
15708	8998	Transmission side cover BT 5 speed 1980-98	15720	9073	Clutch releasing disc XL 1971-84, starter motor drive end XLH 1974-76; FXR 1983-85, FXE 1974-84; FLH/T 1983-84
15709	9004	Generator arm commutator end BT 1932-57	15723	9200	Brake drum 1979-on CLE
15710	9005	Generator arm commutator end BT 1949-64	15724	29916-82	Generator end cover XL 1982-84
15711	9007	Generator armature gear end (shield) BT 1958-69, XL 1958-81	15726	30014-80	Tolerance generator ring XL 1979-84
15712	9008	Generator armature gear end (unshielded) BT 1958-69, XL 1958-81	15734	31583-73	Hitachi BT 1973-82
15713	9009	Wheel rear XL 1963-78, front XL 1954-78, FX 1971-72 (single)	15728	36799-84	Clutch drum XL 1984-on
			15729	37467-41	"45" Clutch gear
			15730	37722-71	Clutch sprocket XL 1971-E84
			15733	43577-67	Wheel hub & brake drum BT 1967-72



Tapered Bearings

PCP	OEM	Description	PCP	OEM	Description
15500	9028	Left crankcase bearing assembly BT 1969-02	15508	45586-78	Fork stem bearing ONLY XL 1978-81 and our Sportster stem cup conversion kit (549)
15516	9029	Left crankcase bearing assembly BT 1955-68	15561	47082-81	Swing arm bearing kit XL 1981-99 (right)
15504	9052	Wheel front/rear BT 1973-on; front XL 1973-on, rear XL 1979-on, rear fork (swing arm) BT 1958-84	15512	47521-52	Swing arm XL 1954-E74 (4 pieces)
15505	24729-52	Left crankcase XL 1954-76	15513	47521-74	Swing arm XL L1974-81 (4 pieces)
15506	24729-74	Left crankcase XL 1977-on	15515	48300-60	Head cup front fork BT 1948-on, XL 1982-on
			2455	48315-60	Race for head cup bearing BT 1960-on

Needle Bearings



Cages and Bearing Sets

PCP	OEM	Fits
15830	24370-29	Rod cages & bearings STD "45" 1936-67
15840	24370-52B	Rod cages & bearings STD, XL 1952-E86
15850	24385-40B	Rod cages & bearings (3 piece Alloy) STD BT 1936-83
15870	24646-36	Cages & bearings right pinion BT 1936-54
15920	24650-58	Right bearing pinion STD BT 1958-86
15890	24650-55	Cages & bearings pinion shaft XL 1954-76
15900	24721-30	Right wheel BT 1936-66, left motor sprocket BT 1936-64



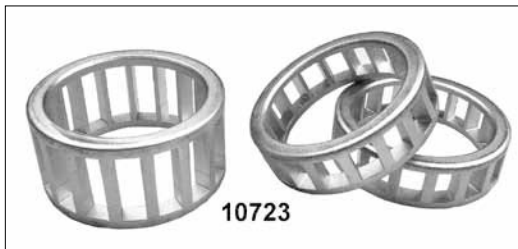
Steel Roller Retainer Cages 74 & 80
4 Piece set for 74 & 80 models. Replaces 24366-51.
10721

Bearing & Cages



Needle Bearings

PCP	OEM	Fits
15600	8876A	Transmission M/S and C/S's all BT 5 speed
15601	8888	Countershaft low gear XL 1984-on
15602	8904	Mainshaft 5th gear all BT 5 speed
15603	8905	Main drive gear BT 1977-81
15621	8906	Main drive gear BT 1982-86 4 speed
15605	8977	Transmission C/S all BT 5 speed
15606	9057	Cam gear XL 1958-on
15607	9058	Cam gear BT 1958-on
15608	9062	Starter shaft housing BT 1965-88, XL 1967-80
15609	9063	Outer chain housing cover BT 1965-88, XL 1967-80
15610	9064	Generator end cover BT 1958-69, XL 1958-81
15611	9088	Generator end cover (w/seal) BT 1958-69, XL 1958-81
15628	9115	Trans shifter BT 5 speed
15612	9116	Wheel FLT 1979-81
15625	9151	Shifter drum XL
15614	18534-29A	Tappet roller BT 1936-84, XL 57-85 (each)
15622		As above, set of 4
15615	24648-77	Gear shaft roller bearing only XL 1977-85
15636	24648-77	Roller bearing & race XL 1977-85
15616	35960-54	Countershaft (closed end) XL 1954-90
15617	35961-52	Countershaft BT 1977-85 4 speed clutch gear and countershaft XL 1954-on
15618	37312-75	Clutch release (Wafer) BT 1975-on
15619	37722-52	Clutch sprocket XL 1954-70
15620	38505-52	Clutch spring booster BT 1952-67 (pair)



BEARING RETAINING CAGES NO BEARINGS

PCP	OEM	Fits
10720	24362-54A	Rear rod cages (narrow) alloy XL 1954-E86 (set)
	24364-54A	Front rod cages (wide) alloy XL 1954-E86
31047	24366-51	Jims rod cages (4) steel BT 1951-72 (set)
10721		As above, Preston's
10723	24366-71	Rod cages (narrow) alloy BT 1973-on (set)
	24367-71	Rod cages (wide) alloy BT 1973-on
10726	24646-36	Pinion side (2) steel BT 1936-54 (each)
10728	24718-54	Pinion side steel XL 1954-76, BT pinion 1954-57 (each)
10729	24721-30	Sprocket side (2) steel BT 1930-54 (1 cage ONLY)
		Wheel right side (small) BT 1941-66
10732	43578-35	Pinion side (2) steel BT 1958-86 each
		Wheel brake side (large) BT 1941-66



Lock Tabs, Keys, Shims

PACK SIZE VARIES CHECK ONLINE AT WWW.PRESTONCYCLE.COM FOR UNIT OF MEASURE

LOCK TABS

PCP	OEM	Fits	PCP	OEM	Fits
13701	7044A	Pinion shaft gear end XL 1979-on	13720	34066-52	Cam follower BT 1952-78
13702	7402	Inner primary cover BT 1980-86	13721	34067-52	Shifter cam retainer XL 1954-85
13703	23971-41	Crank pin BT 1941-54, XL 1957-60	13722	34069-71	Shifter cam XL 1954-on
13704	23971-54	Crank pin BT 1954-80	13723	34180-33	Shifter forks BT 4 speed 1936-84
13705	23982-12	Crank pin "45" 1929-73	13724	35050-40	Mainshaft bearing BT 4 speed 1940-84
13709	24015-36	Flywheel shafts BT 1936-39	13725	35050-52	Transmission sprocket XL 1952-on
13706	24015-36A	Pinion & sprocket shaft BT 1936-71	13727	35216-36	Transmission sprocket BT 1941-E83
		Pinion only BT 1972-80, XL 1957-80	13729	37503-41	Clutch hub nut BT 1941-84
13707	24016-29	Pinion & sprocket shaft "45" SV 1929-73	13730	37533-52A	Clutch hub XL 1957-84
13708	24018-72	Sprocket shaft BT 1972-81	13731	39996-65	Primary adjuster BT 1965-on
13710	25448-84	XL Clutch ramp 1984-on	13733	45717-63	Stem nut FL 1960-85
13712	33082-36	Kicker & countshaft BT 4 Speed 1936-84	13734	45752-50	Upper adjust trees FL 1950-72
13715	33197-79	Plunger body bolt BT 4 speed 1978-84	13735	47513-58	Swing arm Bolt Big Twin 1958-85
13717	33335-79	Transmission sprocket FLT 1980-83	13736	47525-52	Swing arm XL 1954-81
13718	33362-52	Kicker shaft XL 1957-81	13737	87136-36	Side car connection bolt CE 41-79,CLE '79-*
13719	33396-39	Kicker clutch gear BT 4 speed 1936-84	13738	35216-26	Transmission 1926-73
			13743	34897-53	Clutch retainer XL 1952-70 (6 pcs)



KEYS

PCP	OEM	Fits	PCP	OEM	Fits
10300	11204	Rear intake cam XL 1980-85	11059	26341-37	Oil pump retainer half 45" 37-73, XL 62-71
10301	11218	Crank pin & pinion gear all L1981-on	10310	26348-15	Oil pump BT 1936-68, pinion shaft BT 75-86 breather valve gear XL 1972-76
10304	23985-12	Gear shaft BT 1941-E81; XL 1954-76, sprocket shaft BT 1930-54, XL 1954-81 motor sprocket BT 30-55, "45" 29-73	10315	33393-50	Kicker clutch gear BT 1941-85
10305	23985-18	Crank pin BT 1941-81; XL 1954-81	10312	35175-38	Transmission sprocket BT 1941-77
10306	23985-54	Pinion gear shaft BT 1954-89	10313	35196-26	Transmission sprocket 45" 1926-73
10307	23985-56	Sprocket shaft BT 1956-71	10314	37523-15	Clutch hub BT 1941-84
10308	26340-36	Oil pump gear BT 1941-67, breather shaft XL 1960-71	10311	37523-85	Clutch hub BT 1985-89
			10316	40390-54	Compensator sprocket BT 1954-60



SHIMS

PC #	OEM #	Fits	PCP	OEM	Fits
13555	6750	Shifter fork .007 BT 1942-85 4 speed	11830	24051-80	.012 Belt spacer BT 1980-85
13556	6752	Shifter fork .015 BT 1941-85 4 speed	11831	24052-80	.025 As above
13557	6762B	Pushrod cover 1941-on all Twins	11832	24053-80	.035 As above
13558	6767	Rocker arm .005 BT 1966-84; XL 1957-85	11834	24054-80	.055 As above
13559	6767A	Same as above .007	11835	Kit	1 Each of above 4 belt spacers (4 pk)
13560	6767B	As above .015	13573	35891-66	Pawl carrier support XL 1972-85
13561	6769	Cam shaft .007 Sportster 1957-85	16243	41665-82	Brake abutment (rear) all FXWG 1983-on
13562	6770	Cam shaft .005 Sportster 1957-85	13575	43290-82	.032 Wheel hub FLT 1982-on
13582	6771	Cam shaft .015 Sportster 1957-85	13576	43291-82	.016 Wheel hub FLT 1982-on
13550	6773	Rear intake cam .005 XL 71-on, F/H 32-73	13577	43292-82	.008 Wheel hub FLT 1982-on
13551	6775	As above .010 F/H 32-73 1971-on	13578	43293-82	.004 Wheel hub FLT 1982-on
13552	6778	As above .015 F/H 32-73 1971-on	13579	43294-82	.002 Wheel hub FLT 1982-on
13563	6802	Starter crank Sportster 1954-79	13580		Assortment of above (2 of each)
13540	9120-9134	Asst. bearing shims BT 1969-on (16 pieces)	13581	43560-35	Wheel hub shim -.002 BT 1935-66
13564	23741-55	Sprocket shaft bearing .003" BT 1955-on			
13565	23741-52	As above .003 1952-76 all XL			
13566	23741-77	As above .003 1977-on all XL			

Snap Rings



SNAP RINGS (Retainers)

NOTE: PACK SIZE VARIES CHECK ONLINE AT WWW.PRESTONCYCLE.COM FOR UNIT OF MEASURE

PCP	OEM	Description	PCP	OEM	Description
11002	11000	Clutch release finger Shaft Big Twin 1941-84	11048	22581-32	Piston pin BT 1941-52 (pairs)
11003	11002	Oil pump BT 1970-on, XL 1956-62, 1972-76	11049	22582-52	Piston pin BT 1952-78 piston pin XL 1954-78
11004	11004	Generator front housing BT 1958-69, XL 71-81	11050	22588-78	Wrist pin 1978-82 FX, FL; 1978-85 XL
11005	11005	Clutch adjusting screw XL 1971-84	11051	22589-83	Wrist pin 1983-on BT; 1985-on XL
11006	11006	Mainshaft ball bearing (inner) XL 1966-on	11053	24701-52	Sprocket shaft bearing Sportster 1954-76
11007	11007	Pinion shaft BT 1958-85	11054	24701-54	Sprocket shaft bearing BT 54-57 pinion shaft XL 54-76
11008	11012	Oil tank cap, 1966-82 FL, 1966-78 XL	11055	24702-40	Left crank case bearing BT 1954-57
11009	11013	Choke cable FL 1978-on, FLT 1980-on	11057	24779-55	Left bearing BT 1955-69 (each)
11010	11015	Hand lever 1973-81 all Twins	11058	25810-15	Idler & circuit breaker gear BT 1941-69
11011	11016	Shifter linkage 1979-on BT	11059	26341-37	Oil pump breather gear L 1962-71
11013	11019	Trans release lever 5 speed BT 1980-86	11060	26348-36	Oil pump drive shaft BT 1936-69
11014	11020	Side cover bearing 80-on 5 speed, BT (2 used)	11061	26497-75	Oil pump XL 1975-on
11015	11027	Front & rear wheel hub 1973-82 BT, 1979-86 XL	11062	34040-52	Shifter cam BT L 1979-85, XL 1954-on
11016	11031	Foot shift lever BT 1965-73, starter crank pivot pin 1977-80 XL, 1977-85 BT	11064	35112-52	Mainshaft ball bearing 1952-84 XL
11017	11035	Front wheel hub retaining ring XL 1964-72	11065	35112-84	Mainshaft ball bearing (inner) 1984-85 XL
11018	11036	Shifter pawl 1979-85 BT 4 speed, 1972-on XL	11066	35113-52	Mainshaft roller bearing 1952-85 XL
11019	11037	Foot clutch rod eng BT 1941-78	11067	35129-36	Transmission outer race BT 1941-77
11020	11039	Starter motor shaft 1967-80 XL, 1965-88 BT	11069	35337-36	Transmission third gear BT 1941-85 4 speed
11022	11045	Clutch guide 1984-on XL	11070	35337-56	Mainshaft 3rd all XL 1956-on
11023	11046	Clutch adjuster screw 1984-on XL	11071	35810-36	Counter low & second BT 1941-85 4 speed
11026	11052	Clutch drum bearing XL 1971-84	11072	35920-36	Counter shaft bearing BT 1941-85 4 speed
11027	11053	Clutch drive plate XL 1971-84	11073	36795-84	Clutch hub bearing 1984-on XL int.
11028	11057	Main drive gear bearing FLT, FXR 1980-84	11074	36797-84	Clutch pressure plate XL 1984-on
11029	11063	Handlebar master cylinder piston all 1973-81	11075	36798-84	Clutch hub bearing 1984-on XL ext.
11031	11067	Trans gears 80-on 5 speed BT (10 pk) (6 used)	11087	43554-35	Lock ring star type hub
11032	11083	Shifter Cam 1986-up 5 speed Big Twin	11088	44021-83	Front caliper piston 1983-on all twins
11033	11093	Foot Peg/Brake Pedal Stud 1980-up XL	11093	45842-77	Oil seal (slider) FLH 1949-84
11034	11096	Clutch push rod ring 1975-on Big Twin	11097	45908-80	Oil seal (slider) FXR 1980-86
11035	11143	Hand lever 1982-on all Twins	11100	46172-48	Slider tube (lower) BT 1949-77
11037	11155	Throttle adjusting screw 1974-on all Twins	11101	47510-80	Swing arm (plastic) FLT 80-01, FXR 87-94
11041	11164	Clutch drum 84-on XL slider tube XL 1971-72	11106	67069-76	Speedo mount FL 1976-on
11044	11180	Mainshaft ball bearing (outer) 1984-90 XL			
11047	18105-79	Valve guide 1979-80 BT			

Bronze Bushings

PACK SIZE VARIES CHECK ONLINE AT WWW.PRESTONCYCLE.COM FOR UNIT OF MEASURE

PCP	OEM	Fits	PCP	OEM	Fits
18500	413-30	Right case 1930-36 74" & 80"	18548	33638-52	Foot shift bracket 1952-69 FL,FLH (steel)
18501	416-30	Left case 1930-36 74" & 80"	18611	33638-70	Steel foot shift brkt. 70-85 FL, FLH, all FXWG
18593	60660-30	Cam shaft BT side valve 1930-36	18550	34037-52	Shift shaft XL 1954-74 seat bar bolt XL 1954-72
18594	662-29	Timer shaft (R/side) BT 1930-36, "45" 1930-36	18624	34037-75	Brake pedal shaft XL 75-76
18595	662-30	Camshaft BT 1930-36, "45" 1934-36	18551	34427-38	Shifter shaft 45" Side Valve (small)
18609	662-34VL	Oiler drive shaft BT & 45 1934-36	18552	34430-36	Hand shift shifter shaft BT 1937-76
18502	3113-29	Seat post in frame "45" 1929-73, VL 1930-36	18553	34432-38	Shifter shaft 45" Side Valve (large)
18503	17428-57	Rocker arm BT 66-on, XL 57-on (4 Pack)	18554	34435-52	Shifter shaft BT 1941-79
18504	24331-36	STD Piston pin XL 1957-on, 45 1929-73 (Pair)	18555	34498-52	Pawl carrier BT 1952-79
18598	--	.002 Piston pin XL 1957-on, 45 1929-73 (Pair)	18549	34898-79	Brake pivot shaft 1979 only XL
18505	--	Same as above .005 O/S (pair)	18558	35094-65	M/S Drive gear BT 1965-85 4 speed
18599	24332-36	Same as above .010 O/S (pair)	18559	35316-41	Low gear 45" Side Valve 1941-73
18507	24334-36	STD Piston pin BT 1936-on (pair)	18560	35320-41	Second gear 45" Side Valve 41-73
32051	--	Same as above .002 O/S (pair)	18561	35322-38	M/S Third gear BT 1938-58
18508	--	Same as above .005 O/S (pair)	18562	35787-52	C/S 1st gear 1954-72 ALL XL
18509	--	Same as above .010 O/S (pair)	18563	35787-72	C/S 1st gear 1973-84 XL
18510	24641-36	Oil pump shaft BT 1936-on	18564	35789-36	C/S 2nd gear BT 1941-85 4 speed
18511	25581-36	Crankcase cover gear BT 1941-69 STD	18565	35791-36	C/S Low gear BT 1941-85 4 speed
18512	--	Same as above .005 O/S	18627	36035-26	Left countershaft 45" 1929-73
18513	25581-70	Crank case cover gear BT 1970-on STD	18566	36042-41	C/S Side cover 1941-73 45"
18514	25581-91	Same as above .005 O/S	18567	37436-36	M/S Clutch pushrod 1936-84 BT 4 speed
18629	--	Same as above .010 O/S	18568	37458-41	Clutch gear 45" Side Valve
18515	25582-36	Gear cover pinion shaft BT 1941-54 STD	18569	37458-52	Clutch gear 1952-85 all XL
18516	--	Same as above .005 O/S	18570	40520-63	Shifter shaft 1979-on XL (5 pk)
18610	25582-54	Gear cover pinion shaft BT 1955-72 .005 O/S	18571	41685-37	Brake backing plate cam 1937-57 BT
18518	25582-73	Gear cover pinion shaft BT 1973-on	18628	--	Same as above, .015 O/S
18519	25586-37	Cam gear #1-3-4 cams XL 1957-on	18573	42443-80A	Brake pedal all XL 1980-on
	"	Cam cover front int. & exh. cam 74" & 80"	18578	45818-52	Front fork slider, XL 54-72, FX 71-72
		Side valve, front exh. cam 45"	18579	45823-49	Lower fork slider, BT-FL 1949-E77
18520	25588-37	Cam cover rear int. cam 45", 74" & 80" Side Valve (3) Sportster 1957-on +.005	18580	45824-49	Upper fork slider, BT-FL 1949-E77
18521	25588-57	Cam gear #2 cam XL 1957-on	18581	--	Upper & lower fork slider BT, FL 49-E77 (2 pc)
18522	--	Cam gear kit #1-2-3-4 XL 1957-on	18584	47094-58	Seat post 1958-84 BT
18523	25590-37	Cam cover rear exh. cam 45", 74" & 80"	18615	47581-29	45 Seat post bushing 1929-73
18524	25591-37	Pinion shaft 74" & 80" Side Valve	18616	47583-36	Seat post bushing BT 1936-57
18525	25593-37	Pinion shaft 45" Side Valve	18585	47755-31	Brake crossover shaft 1937-57 BT (pair)
18526	25593-57	Cam cover pinion XL 1957-76	18586	47757-52	Shifter cross shaft 1975-78 XL (pair)
18614	--	Same as above +.005			Brake cross shaft 1952-78 XL
18527	25593-74	Cam cover pinion XL 1977-on	18589	51925-37	Seat tee kit 1937-64 BT (steel)
18612	25594-75A	Brake shaft bush in cam cover XL 1977-81	18648	51925-37	2 Piece seat bar bushing only
18528	25595-37	Cam cover front int. cam 45" Side Valve	18590	51925-65	Seat tee 1965-80 BT (steel)
18529	25597-36	Crank case cam gear BT 1936-54	18591	60593-74	Inner primary shifter 1974-85 FX 4 speed only
18530	--	Same as above .005 O/S	18624	34037-75	Shifter XL 1975
18531	25597-57	Idler gear Sportster 1957-E84	18634	47247-83	Brake lever hub FLT 1983-on
18532	25599-37	Crank case cam shaft 74" & 80" S/V 1937-48			
18533	25601-37A	Crank case cam shaft bushing 45" Side Valve, XL 1952-58			
18534	25785-30A	Idler & circuit breaker gear BT 1941-69			
18535	26431-76	Oil pump cover 1977-on XL			
18536	26489-75	Oil pump body 1977-on XL			
18647	27058-30	Manifold brass bushings 45"			
18537	27290-24	Linkert throttle shaft 1931-65			
18538	32525-36A	Circuit breaker housing BT 1936-69 Magneto housing Sportster 1958-69			
18539	33099-52A	Kick starter shaft XL 1954-79			
18540	33101-32	Kick starter shaft 45" Side Valve			
18541	33213-30	Kicker pedal all Twins (Steel) 7			
18542	33288-37	Kick starter shaft w/seal BT 1941-69			
18543	33438-50	M/X Start gear BT 1950-84 4 speed w/stk. gear			
18544	--	Same as above .005 O/S for aftermarket gear			
18545	33442-57A	Starter ratchet gear XL 1957-72			
18546	33442-73	Starter ratchet gear XL L1973-79			



Special Nuts



PCP	OEM	Description	PCP	OEM	Description
12500	7501	Taillamp mounting all BT 73-on (10 pack)	12549	34179-33	Shifter fork BT 4 speed 1941-85
12503	7634	Generator terminal BT 1958-70, XL 1958-81	12550	35046-36	Mainshaft bearing BT 4 speed 1941-85
12504	7638	Choke cable FL, FLH, 1971-78	12551	35047-53	XL Drive sprocket 1954-70
12505	7686	Clutch stud Sportster 1971-84	12552	35047-71A	XL Drive sprocket 1971-86
12506	7727	Rocker arm stud BT 1948-65	12553	35078-79	Mainshaft & countershaft BT 5 speed 1979-on
12507	7734W	Castle nut front axle FL 1941-72	12554	35211-36	Mainshaft sprocket BT 1936-on
12508	7803	Clutch pushrod adj. Sportster 1971-84	12555	37361-41	Clutch push rod adjusting nut BT 1941-on
12519	7813	5/8-18-1/4-1 R/brake anchor stud nut FL 58-62	12556	37460-41	Clutch hub 45 1929-73
12511	7872	Rocker shaft end caps BT 66-85, XL 57-85 (red)	12557	37496-65	Clutch hub BT 1941-E84
12605		As above, green cap	12561	37526-56A	Clutch hub nut XL 1956-69
12606		As above, blue cap	12562	37527-67	Clutch hub nut XL 1967-84
12512	--	As above black cap	12563	37581-47	Clutch hub nut BT 1941-E84
12607		Same as above, orange cap	12564	37581-52	Clutch hub nut XL 1954-70 (large)
12514	7911	Kicker & C/S BT 4 speed 1936-85	12565	37582-52	Clutch stud Sportster 1952-70 (small)
12515	7913	Pinion gear all XL 1977-on	12619		Clutch hub stud nut set all XL 1952-70
12516	7926	Kick starter shaft all XL 1957-80	12566	38135-50	Push rod adjust. screw locknut XL 1954-70
12517	7974	Pinion & sprocket shaft 45 1929-73	12568	40387-70	Motor sprocket Sportster 1970-on
12518	7977	Mainshaft starter clutch BT 1941-85	12569	40392-70	Motor sprocket BT 1970-90
12520	7988	5/8-18-1/4-1 Rear brake hose BT 1958-72	12570	41201-55	Rear wheel hub XL 1955-78
12521	7991	Motor sprocket 45 1929-73	12571	41882-52	Nut pivot stud XL 1954-72
12522	8010	Crank pin 45 1929-73	12572	42264-52	Brake rod & cable adjust. nut XL 1954-78
12523	8011	Pinion or sprocket shaft all XL 1954-80	12573	43542-67	Lock nut (LH threads) FL 1967-72
12524	8025	Motor sprocket Sportster 1957-69	12574	43886-30	Front axle sleeve FL 1941-71
12525	8095A	1/2-20-3/8-1 3/8 Rear axle sleeve nut 1958-72	12575	43886-52	Nut front axle XL 1954-72
12526	8115B	Coil cover FX FL 1965-78	12576	45718-48	Nut fork stem FL 1949-83
12527	8125	Horn cover FX, FL, XL 1965-on	12577	45718-60	Nut fork stem (NOT USED W/DAMPER) FXWG 1980-on, FL 1960-E77
12529	18570-38	Split tappet cupped nuts--all 9/32"x32	12578	45718-71	Nut fork stem FX 1971-on
12530	23901-81	Crank pin all XL 1981-on	12579	45721-54	Sleeve end fork stem XL 1971-83
12531	23902-81	Pinion & sprocket shaft XL 1981-85	5399	45722-54	Bolt and cover XL 1957-78
12532	23966-36	Crank pin "61 & 80" 1936-40 (pair)	12582	45778-77	Filler screw fork nut BT L1977-on
12599	23966-54A	Crank pin BT 1954-81 (pair)	12583	47512-52	Nut pivot bolt XL 1954-E74
12534	23967-54A	Crank pin Sportster 1954-81	12584	47512-74	Nut pivot bolt XL L1974-79
12535	23969-80	Crank pin BT 1981-E83 (pair)	12585	47515-52	Locknut bearing right XL 1954-E74
12536	23969-83	Crank pin BT 1983-on (pair)	12586	47515-74	Locknut bearing right XL 1974-84
12537	24003-30	Motor sprocket BT 1930-54	12588	48330-48A	Cone seat front end w/guard BT 1949-E77
12538	24003-55	Motor sprocket BT 1955-69	12592	51795-29	Adjusting nut (seat post) FL 1941-80
12539	24016-80	Pinion shaft BT 1981-on	12593	62161-75	Nut, gas valve all 1975-on
12541	24017-80	Sprocket shaft BT L1981-85	12595	66387-26	Battery rods BT 1929-64
12543	24023-36	Pinion shaft sprocket BT 1936-81	12598	69149-65	Horn mounting all 1965-on
12544	24023-54	Pinion shaft gear BT 1954-on	12604		Super nut
1753	24031-55	Seal nut BT 1955-68			
12545	31312-80	Bendix drive shaft FLH 1982-85, FXSB 1980-85			
12547	31493-67	Bendix drive shaft XL 1967-80			
12548	31530-65A	Nut & spacer starter shaft (LH thread) BT 65-83			
12630	34065-52	Cam follower XL 1954-85			

O-Rings



Studs



PACK SIZE VARIES CHECK ONLINE AT WWW.PRESTONCYCLE.COM FOR UNIT OF MEASURE


PCP	OEM	Description	PCP	OEM	Fits
14500	11100	Tappet guide 1957-85 XL	10801	3505	Clutch adjusting screw (3) XL 52-70
14501	11101	Rocker shaft 1957-84 XL; 1966-86 Shovelhead	10809	16830-29A	Trans case to primary 1-13/16 FL 1965-69
14502		No leak rocker arm seals 1957-85 XL; 1966-86 B/T Shovelhead (4 pack)	10810	16830-54	Cylinder base (8) XL 1954-71, inner primary BT
14503	11102	Timer housing 1966-69 XLH	10811	16830-72	Cylinder base (8) XL 1972-86
14504	11103	Clutch gear XL 1957-66; 1967-69 XLCH	5472	16831-30	Cylinder base (8 pk) BT 1941-78
14505	11105	Oil tank cap 1966-82 74", 80"; tappet screen plug 1970-on Big Twin	5473	16837-78	Cylinder base (8 pk) BT 1978-84
14506	11106	Primary cover filler cap 1971-78 XL	10817	16864-48	Motor mount bracket BT 1949-84
14507	11107	Carb adapter 1966-71 XL; 1967-70 FL	10818	17506-66	Long rocker cover BT 1966-83
14508	11110	Tappet guide mounting screw 1966-on XL, tach plug XL 1962-69	10819	-	Rocker cover set BT 1966-83
14509	11115	Transmission countershaft 1965-85, FL, FX 4 speed	10820	17508-66	Short rocker cover BT 1966-83
14510	11116	Starter motor housing 1981-on XLH	10823	24752-75	Left footrest XL 1975-85
14512	11118	Flat pushrod O-ring small 1981-85 BT (quad)	10827	24810-57	Crankcase XL 1957-75
14513	11119	Clutch gear 1967-70 XLH; 1970 XLCH	10828	24811-59A	Starter housing BT 1971-78
14514	11123	Valve spring cover 45 S.V.	10822	24811-63	Distributor BT 1966-69
14515	11125	Inner primary 1965-82 74", 80" except FXB	10832	24819-36	Oil pump mount (2) 1-11/16" BT 1941-67
14516	11132	Pushrod middle 1979-E81 74", 80", 1979-on XL	10833	24819-52	Oil pump mount (5) XL 1954-71
14517	11133A	Flat pushrod large L1981-85 80" (quad)	10834	24820-36	Oil pump mount (4) 2-1/4" BT 1941-67
14518	11133	Pushrod lower L1979-E81 74", 80"	10904	24912-48A	Breather assembly BT 1948-57
14560	11137	Master cylinder front all 1972-81	10840	24914-58	Breather BT 1958-64
14519	11139	Primary filler cap L1978-on XL	10901	25787-57	Idler gear XL 1957-85
14527	11162	Mainshaft right side 1982-84 FXR, FLT	10841	26390-68	Oil pump (2) BT 1968-79
14554	11176	Tappet cover & radio knob FLT	10844	32601-78	Timer plate BT '72-79
14538	26432-76A	Oil pump body 1977-84 XL	10846	32606-82	Timer plate BT L1982-on, XL 1982-on
14539	26433-77	Oil pump check valve 1977-85 XL	10849	32608-72	Ignition breaker plate XL L1972-82
14540	26434-76A	Oil pump cover 1977-on XL	10850	33152-59	Starter kicker spring BT 1941-on
14541	27060-55	Intake manifold 1955-78 FL, FX, XL	1448	33298-36	Kick cover set BT 1936-64 (9 pieces)
14542	27324-83	Keihen carb float bowl 1983-on all Twins	10851	33298-65	Kick cover 1-1/2" (4) 1936-on (9) 1965-69 carb flange 1971-76 all
14543	27326-71	Bendix main jet all Twins 1971-76	10852	34723-47	Transmission (oversize) (4) BT 1936-83
14544	27336-76	Carb, flange 1976-78 FL, FX 1976-78 XLCR	10853	34724-36	Transmission case bottom (4) BT 1936-83
14545	27358-76	Keihen carb float bowl 1976-78 all Twins	10857	37583-41	Clutch hub (long) (3) BT 1936-84
14546	27889-78	Keihen carb float bowl L1978-82 all Twins	10911	37584-67	Clutch hub (6 pack) XL 1967-70
14547	29603-48	Timer housing 1965-only FL	10900	37585-41	Clutch hub (short) (7) BT 1936-84
14548	34036-80	Shifter cam 1980-85 BT 4 speed	10858	40018-77	Chain adjuster XL 1977-85
14569	44127-72A	Brake caliper piston BT 1972-E80	10860	41720-58	Anchor (brake) CLE 1979-on, FL 1958-72
14550	45780-52	Fork tube cap 1954-70 XL, FX	10861	41876-54	Rear brake pivot XL 1954-72
14551	45845-77	Fork tube plug L1977-85 FL; 1980-85 FXWG	10862	41876-73	Rear brake pivot XL 1973-78
14552	45982-73	Slider tube cap 1973-77 FX, FXR, FXRT, FXRS, FXRT, XL, XLS, XLX	10863	42301-79	Master cylinder FL L1979-on
25163	61109-85	Gas cap Twins 1983-on (pair)	10868	44448-48	Pivot stud FL 1949-71
14073	63529-57	Rocker oil line seal	10874	50657-70A	Right front floorboard FL 1970-E79
14557	63879-53	Oil filter cap 1958-82 BT, 1967-78 XLH	10879	52602-85	Spring support (seat) FL 1965-80
14555	11187	Clutch inspection			
14556	11188	Chain inspection cover XL 1991-93			
14573	11190	Push rod upper cover			

PACK SIZE VARIES CHECK ONLINE AT WWW.PRESTONCYCLE.COM FOR UNIT OF MEASURE

PCP	OEM	Description
14001	1404	Valve guide seals (In) XL 1954-85 (10 pack)
14002	1405	Valve guide seals (EX) XL 1954-85 (10 pack)
14003	1408	Valve guide seals (In-EX) BT 1948-78 (10 pack)
14004	1427	Valve guide seals (In-EX) BT 1979-85 Shovel
14007	6440	Brass washer oil tank vent line "45" S.V.
14008	11124	Cam cover 1971-on XL
14009	12002	Generator cover seal 1961-73 XL; 1961-69 FL
14010	12010	Foot shifter cover 1979-85 BT 4 Speed
14011	12013A	Drive gear 74", 80" L1966-on BT
14012	12014	Clutch nut 74", 80" 1965-84 BT 4 Speed
14013	12018	Inner chain housing 1970-85 BT 4 Speed
14014	12021	Clutch gear 1967-70 XLH
14015	12023	Magneto mounting plate XL 1962-69
14016	12026B	Left engine 74", 80", 1970-on
14020	12036A	Oil pump Sportster 1977-90
14017	12043	Trans to starter 1980-84 FLT, FXR
14018	12044A	Trans main drive gear 1980-84 FLT, FXR (each)
14019	12045	Shifter shaft all 5 Speeds 1980-89
14028	12047	Rear wheel BT 1980-81
14023	12049	M/S sprocket 1984-90 XL
14025	17475-38	Rocker arm 1936-47 O.H.V.
14000	18001-83A	Valve guide 83-on BT (10 Pack)
14026	18260-29	Valve cover 45" Side Valve
14105	18261-30	Valve cover 74" & 80" Side Valve
1753		BT engine nut and seal 1955-69 (each)
14029		Seal only for PCP# 1753
14031	25414-82	Rear chain housing 1982-84 FLT
14032	26227-58	Oil pump 1958-77 XL, BT 1968-on
14034	27062-78	Intake manifold to cylinder head sleeve 1978-85 Big Twin Shovelhead, XL 1978-86
14035	29911-82	Generator gear end 1982-84 XL
14036	30145-46A	Large gen. 74" 1958-69, XL 1958-81
14037	31341-80	Starter shaft housing 1980-on FXB
14038	33076-37	Starter crank L1937-80 FL, FX 4 Speed
14033	34035-52	Shifter shaft XL 1952-86
14039	34036-36	Shifter cam shaft BT 1941-79
14083	34459-26	45 Shifter leather seal
14040	34831-39	Transmission C/S 45 1929-73
14041	35151-52A	Engine 1952-74 XL, trans 1952-84 XL
14042	35151-74	Engine XL L1974-90
14043	35221-36	Transmission M/S 45 1929-73
14044	35230-39	Transmission M/S 74", 80" 1937-79
14045	35230-39*	Transmission M/S dbl lip 74", 80", 1937-79
14046	35231-36	Transmission M/S cork washer 1937-79
19355	37735-41	45 Clutch push rod seal 1941-on
14050	37339-53	Clutch rod 1954-70 XL
14051	37465-41	Clutch gear 1941-on 45"
14052	37531-56B	Transmission clutch gear XL 1955-69
14053	37740-57	Clutch sprocket L57-66 XLH, XLCH 1969-76 XL
14054	37741-67	Clutch hub XL 1967-70 XLH, trans M/S 1979-81 BT
14056	37741-82	Transmission M/S 4 speed 1982-86
14057	41210-55	Wheel hub 1955-79 XL, 1967-71 BT
14088	43945-79	FLT 1980-85 Rear caliper seal boot kit
	43947-79	(dual piston type)
14091	44127-72A	FL 1972-E80 (large) front/rear caliper seal
	44133-72	boot kit (with o-ring)
14093	44208-82	FX-FXR 1982-E87, XL 1983-E87 caliper seal
2195	44277-74	Caliper seal & boot kit
	44278-74	XL, FX 1974-77 (single)
14058	45387-83	Fork slider 83-on FXR, FXRS, FXRT, 84-on XL
14059	45400-75	Fork slider 1975-83 XL & FX (5pk)



PCP	OEM	Description
14060	45733-48	Fork cap 1949-77 FL
14061	45843-77	Fork slider 1977-83 FL, 1980-86 FXWG
14063	45852-48	Fork slider 1948-77 FL, FLH
14065	45927-73	Fork slider 1973-74 FX, XL (Kayaba)
14066	45975-71	Fork slider 1971-72, FX, XL
14067	47519-58	R/Wheel seal 73-82 FX; 73-82 FL front/rear wire
14068	47519-72	F/Wheel 72-82 FX, XL; 73-82 FL front/rear mag
14069	47519-83A	Front or rear wheel 1983-on FX, XL swing arm
14070	60641-74	Shifter shaft 74 FX 1974-84 (except FXWG)
14071	62094-40	Fuel valve rod 1940-65 BT 45" upper
14072	62085-40	Fuel valve rod 1940-65 BT 45" lower
14099	62360-50	Fuel line 1950-65
14097	63529-50	Oil line sleeves 1949-64 BT
14073	63529-57	Rocker oil line sleeves 1957-85 XL, 1966-85 BT
14074	83162-51	Cam cover 74" and 80" all models 1971-on



Springs

PCP	Application
13076	XL shifter 1972-84 (37222-52) (5 pack)
13150	Keihin carb diaphragm (27362-76) (10 pack)
13154	Shift cam follower XL 1984-on (29980-84) (10 pack)
13176	45 Trans C/S 1929-73 (33455-26) (10 pack)
13177	Plunger ball BT 1941-78 (34057-36) (10 pack)
13189	Shifter pawl XL 1972-on (37222-52) (10 pack)

Pins

PACK SIZE VARIES CHECK ONLINE AT WWW.PRESTONCYCLE.COM FOR UNIT OF MEASURE
(Dowel - Roll - Split - Locating - Step)

PCP	OEM	Fits
10190	221	Inner primary cover BT 5 Speed 1970-on FLT FXR
10192	240	Oil pump XL 1961-71
10101	255	Roll pin, solenoid, 4 speed 1965-on
10155	275	Cam cover bushing XL 1957-on
10195	327	Dowel, cam cover 1941-69 1/8 x 3/4
10139	333	Oil strainer, XL 1952-76, "45" 1937-53
10106	334A	Starter housing BT 1971-84
10112	358	Cam cover in casing (2) BT 1941-on, casings (2) 1957-on
10113	375	Transmission bearing housing BT 5 speed 1979-90, inner primary cover BT 4 speed 1970-on, XL cam cover (2-3)
10196	377	Dowel, gear cover BT 1941-64
10114	378	Gear cover BT 1965-69
10102	600	Plunger body FL 1965-on, 1971 all solenoid, mainshaft thrust washer XL 1954-on
10103	601	Roller pin, solenoid, 4 speed 1965-on
10119	609	Trans case to top plate BT 5 speed 79-90
10120	612	Kick cover XL 1957-70; ignition cap BT 1968-on
10127	615	Pin, braker plate 1970-78
10183	620	Breaker weights BT 1970-79 and XL 1971-79
10115	623	Pin breaker weight 1970-78
10124	635	Timer plate BT 1970-78
10185	643	Oil pump XL 1977-on
10125	9095	Oil pump XL 1961-on, handlebars XL Late 1973
10126	9106A	Shift pawl carrier BT 1952-79
10104	9260	Transmission cam support (2) XL 1957-on
10184	18534-87	Tappet roller pin 1930-84
10129	24578-57	Transmission trap door (2) XL 1957-on
10134	33180-77	Starter crank gear - 3/8" BT
10136	34082-79	Shifter shaft lever BT 5 speed 1979-on
10137	34658-79	Shift linkage L1979-84 all
10141	41425-37	Brake shell (dowel pin) (5) BT 1937-42
10142	41485-30	Rear wheel sprocket (dowel) FL 1941-66
10143	41485-67	Rear wheel sprocket (dowel) FL 1967-
10105	42269-30	Rear brake rod clevis pin all 1971-on, XL shift linkage 1975-on
10146	42269-70	Carb nose BT L1980-81, FX 1971-72, FXWG 1980-82 rear brake clevis pin, FLT 1979-on
10148	44107-72	Caliper mounting pin BT 1972-80
10149	44124-72	Caliper mounting pin BT 1973-82
10150	44162-77	Caliper pins FXS 1977-79, 1978-83 all
10151	44212-82	Brake guide pin kit FXR 82-86, FXST 84-86, XL 82-86
10187	45031-65	Hand lever pivot pin BT 1965-81
10156	45031-72	Master cylinder plunger BT 1978-81
10157	45031-82A	Stop switch Lever all 1982-on
10158	45032-72	Pivot pin lever 1972-81
10159	45032-82	Hand lever pivot pin all 1982-on
10160	45033-49	Cable anchor pin 1952-65
10163	45036-68	Anchor pin hand lever L1968-81, XL 1965-on
10164	45036-82	Anchor pin hand lever 1982-87 all
10168	46731-48	Pin steering anchor plate FL L1977-on
10170	50009-82	Pin side stand 1982-on FLT all
72079	50090-77	Pin jiffy stand XL 1954-on
10172	51918-29	Pin seat bar clamp FL 1941-80
10175	59841-70	Pin front seat mount bracket XL 1954-78
10176	59820-30	Rear fender hinge pin FL 1936-78
10177	61073-79	Pin door hinge FLT 1979-88

